




XFIT



KT-SWLED45PS-4A-8CSA-VDIM-P

LED STAIRWELL FIXTURE

DESCRIPTION

4' LED Stairwell Fixture | 120-277V Input | Frosted Lens |
0-10V Dimming | Premium Series

APPLICATION

Used in commercial and retail applications. Ideal for use
in stairwells, corridors, and hallways.



10 YEAR
LIMITED WARRANTY

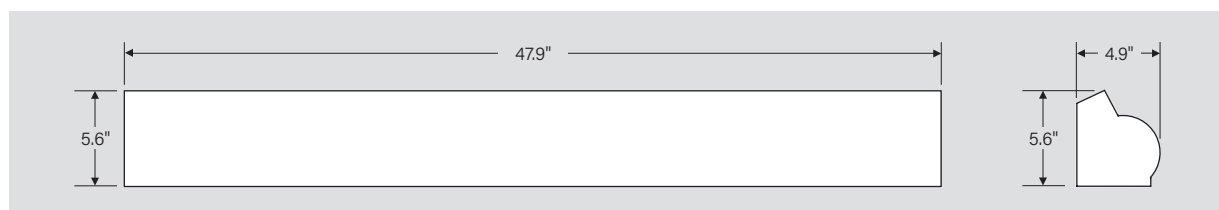
PRODUCT FEATURES

- Features Keystone Power Select technology (45/35/30W). Adjust power between 45/35/30W, changing lumen output to set high end trim.
- Features Keystone Color Select technology (3500/4000/5000K)
- Powered by Keystone 0-10V dimming LED drivers, dimmable to 10%
- Post-painted steel body; PMMA lens
- Smooth, diffused lens for an even appearance
- UL Listed 1598: Suitable for damp locations
- Ambient operating temperature: -20°C/-4°F to 50°C/122°F
- Compatible with Keystone SmartSafe emergency LED drivers: KT-EMRG-LED-5C-500 or KT-EMRG-LED-12C-1200 are optimal for fixture level installation
- Includes integrated ultrasonic dimming occupancy sensor
- LED lifetime: L70 >100,000 hours @ 25°C ambient fixture temperature
- THD: <20%
- Power factor: >0.95

PRODUCT SPECIFICATIONS

Catalog Number	Input Voltage	Wattage	CCT	Lumen Output	Efficacy	CRI	Dimming	Lifetime
KT-SWLED45PS-4A-8CSA-VDIM-P	120-277V	45W	3500K	5,350	119 lm/W	> 80	0-10V Dim-to-Off	50,000 hrs
			4000K	5,450	121 lm/W			
			5000K	5,400	120 lm/W			
		35W	3500K	4,150	119 lm/W			
			4000K	4,250	121 lm/W			
			5000K	4,200	120 lm/W			
		30W	3500K	3,550	119 lm/W			
			4000K	3,650	121 lm/W			
			5000K	3,600	120 lm/W			

PHYSICAL SPECIFICATIONS





KT-SWLED45PS-4A-8CSA-VDIM-P

LED STAIRWELL FIXTURE

SENSOR INFORMATION

Bi-level Dimming: 0–10V dimmer connects to 0–10V control on the LED driver. When motion is detected the sensor will bring lighting up to 100% lumen output. When no motion is detected for the length of selected Time Delay, the sensor will send a signal to dim lighting to a specific level set by the end-user.


Test Mode: Test Mode sets the time delay to five seconds and runs for 5 minutes. LED flashes 2 times to indicate Test Mode started. After 5 minutes (or push the Test Mode button again), LED flashes 3 times, the sensor returns to the selected time delay. During test mode, full output when triggered, and dimming level reflects the dip switch setting.

Relay Control: Two additional High and Low motion outputs can be used to control relays or other control circuitry.

Sensor Type	Ultrasonic occupancy sensor
Input Voltage Current Consumption	12–24VDC 45mA sensor
0-10V Output	100mA, up to 50 LED sink drivers
High	Vin–2.5V 100mA source
Low	100mA sink current
Mounting Height	Fixture wall mount or ceiling mount at 8–12' (2.4–3.7m) height
[Low/Med/High] Max Range* (Wall-Mounted)	13' (4.0m) / 18' (5.5m) / 35' (10.7m)
Time Delays (TD1)	1 min, 5 min, 20 min
Operating Temperature	–30°C/–22°F to 70°C/158°F
Storage Temperature	–40°C/–40°F to 80°C/176°F
Relative Humidity	90–95% non-condensing at 30°C/86°F
Color	White
Warranty	5 years

**Results may vary based on mounting height, angle, floor material, and line-of-sight.*

SETTINGS ADJUSTMENTS




Dipswitch 1	Dipswitch 2	DIM Level
OFF	OFF	OFF
OFF	ON	10%
ON	OFF	25%
ON	ON	50%

LIGHTING COVERAGE AND DISTRIBUTION PATTERN

- Photometric layout for general reference only
- Stairwell fixture wall-mounted at 7.9 ft
- Aerial view
- Grid dimension: 1.64 sq ft (0.5 sq m)

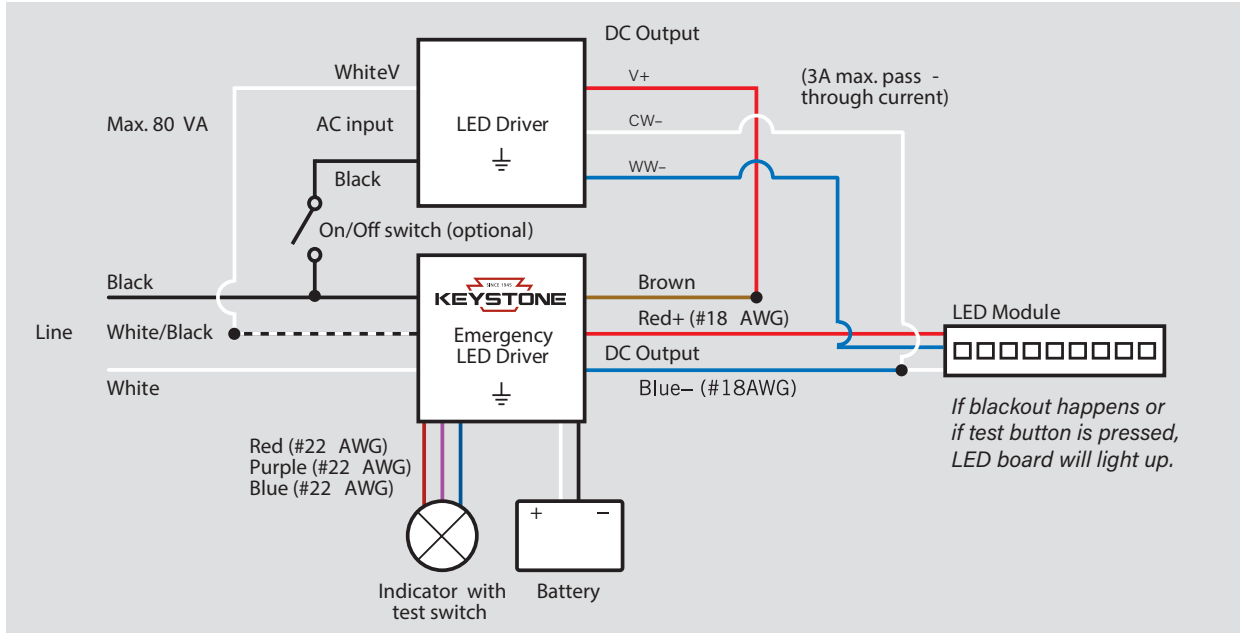
- High Coverage
- Medium Coverage
- Low Coverage



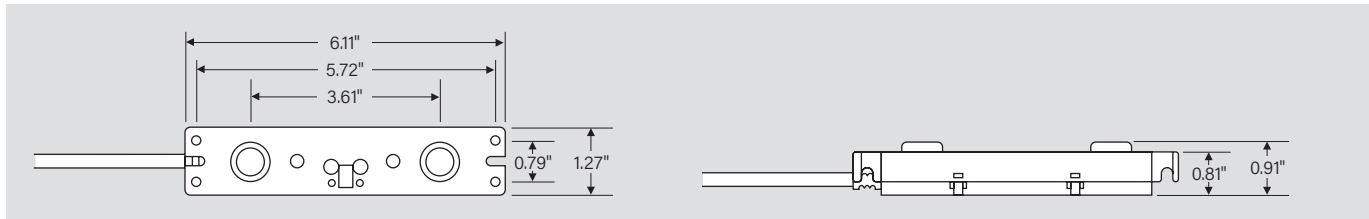
KT-SWLED45PS-4A-8CSA-VDIM-P

LED STAIRWELL FIXTURE

EMERGENCY PACK WIRING DIAGRAM



SENSOR SPECIFICATIONS





KT-SWLED45PS-4A-8CSA-VDIM-P

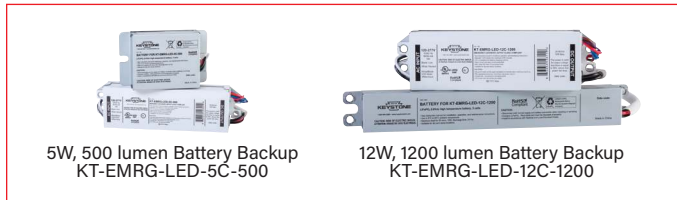
LED STAIRWELL FIXTURE

ACCESSORIES

EMERGENCY BACKUP

Factory-Installable OR Field-Installable (field-installable purchased separately)

✓	SUFFIX*	CATALOG NUMBER	DESCRIPTION	UPC	EASY CODE
	/EM5 [†]	KT-EMRG-LED-5C-500	5W, 500 lumen Smart Safe emergency backup, CEC T20 Compliant	843654103099	JTR-48
	/EM12 [†]	KT-EMRG-LED-12C-1200	12W, 1200 lumen Smart Safe emergency backup, CEC T20 Compliant	843654103112	OJQ-32




* For factory installation of accessory, add suffix to fixture part number (see ordering examples and instructions on last page of spec sheet).
[†] Factory installation of emergency backup units will automatically include any relevant mounting bracket.

MOUNTS AND BRACKETS

Factory-Installable OR Field-Installable (field-installable purchased separately)

✓	SUFFIX*	CATALOG NUMBER	DESCRIPTION	UPC	EASY CODE
	/WG	KT-SWLED-WG-1-KIT	Wire Guard for LED Stairwell Fixtures. Thick steel wire and premium white powdercoat construction.	843654132464	PIT-99
	/CP	KT-SWLED-CP	Replacement Cover Plate for Stairwell Fixture, used to cover Sensor Trimpot	843654157290	SHW-24



* For factory installation of accessory, add suffix to fixture part number (see ordering examples and instructions on last page of spec sheet).

STEP-DOWN TRANSFORMERS

Factory-Installable OR Field-Installable (field-installable purchased separately)

✓	SUFFIX*	CATALOG NUMBER	DESCRIPTION	UPC	EASY CODE
	/480 ^{††}	KTAT-250-480-277 /SF	Fully enclosed, single flex step-down transformer for LED high bay fixtures (250VA or lower)	843654102931	XIM-17



* For factory installation of accessory, add suffix to fixture part number (see ordering examples and instructions on last page of spec sheet).
[†] Factory installation of step-down transformer units will automatically include any relevant mounting bracket.
^{††} Step-down transformers cannot be ordered in conjunction with standard SJTOW cord set options (contact Keystone sales rep for available custom options if needed).



KT-SWLED45PS-4A-8CSA-VDIM-P

LED STAIRWELL FIXTURE

ORDERING INFORMATION

CATALOG NUMBER	PACK QUANTITY	UPC	EASY CODE	DLC PRODUCT ID
KT-SWLED45PS-4A-8CSA-VDIM-P	1	843654132457	PWA-11	P27NOJLA

CATALOG NUMBER BREAKDOWN


KT-SWLED45PS-4A-8CSA-VDIM-P

- | | | | | | |
|----------|-------------------------|-----------|--------------------------|----------|--------------------------|
| 1 | Keystone Technologies | 7 | 80 CRI | 9 | Color Select Designation |
| 2 | LED Stairwell Fixture | 8 | Color Select | A | 3500K, 4000K, 5000K |
| 3 | Wattage | 9 | Color Select Designation | | |
| 4 | Power Select | 10 | 0-10V Dimming | | |
| 5 | 4' Nominal Length | 11 | Premium Series | | |
| 6 | Light Distribution Type | | | | |

ORDERING EXAMPLES


FIXTURE WITH MULTIPLE FACTORY-INSTALLED ACCESSORIES*

KT-SWLED45PS-4A-8CSA-VDIM-P /EM5/WG/480



FIXTURE WITH TWO FACTORY-INSTALLED ACCESSORIES*

KT-SWLED45PS-4A-8CSA-VDIM-P /EM5/WG




FIXTURE WITH SINGLE FACTORY-INSTALLED ACCESSORY*

KT-SWLED45PS-4A-8CSA-VDIM-P /480



FIXTURE WITH NO FACTORY-INSTALLED ACCESSORIES

KT-SWLED45PS-4A-8CSA-VDIM-P



* When ordering more than one factory-installed accessory, use multiple suffixes as shown in the ordering examples above.
 Note: All accessories can also be ordered separately for field installation using just their regular Catalog Number, UPC, or Easy Code.

KEYSTONE FIXTURE	
CATALOG NUMBER	
KT-SWLED45PS-4A-8CSA-VDIM-P	

EMERGENCY BACKUP	
SUFFIX	CATALOG NUMBER
<input checked="" type="checkbox"/> /EM5	KT-EMRG-LED-5C-500

MOUNTS AND BRACKETS	
SUFFIX	CATALOG NUMBER
<input checked="" type="checkbox"/> /WG	KT-SWLED-WG-1-KIT

STEP-DOWN TRANSFORMERS	
SUFFIX	CATALOG NUMBER
<input checked="" type="checkbox"/> /480	KTAT-250-480-277 /SF

Note: Step-down transformers cannot be ordered in conjunction with standard SJTOW cord set options (contact Keystone sales rep for available custom options if needed).