



KT-SCLED100-24A-DS-865-B

PORTABLE LED SIGN CABINET

DESCRIPTION

Pre-Fabricated Portable LED Sign Cabinet | Double Sided Illumination |
Suitable for Standing or Hanging Indoor Applications

APPLICATION

Wide variety of permanent or temporary indoor signage needs
(including tradeshow, retail, hospitality, and entertainment venues)

RoHS
Compliant



10 YEAR
LIMITED WARRANTY

PRODUCT FEATURES

- Double Sided LED display made from High Quality Aluminum construction for with Matte Black finish for superior fit and finish
- All lighting components are pre-installed and pre-wired, offering highly diffused 6500K backlit illumination
- 120V Input with 6' NEMA 5-15 plug and on/off rocker switch
- Removable side panel allows for installation of 1/8" thick graphics panel on either side of the display
- Compact packaging. Everything comes in one box for easy transportation and delivery and assembly. Simply add the mounting legs and it's ready for graphics
- Powered by Keystone LED drivers & constructed with UL Listed Lighting components
- Construction features precise optical lenses over each individual LED, offering optimal light diffusion and consistent surface illumination, with no risk of yellowing over product lifetime
- Ambient operating temperature: -20°C/-4°F to 40°C/104°F
- Power Factor >0.95, THD: <20%
- LED chip lifetime: L70 >100,000 hrs @ 25°C/77°F ambient fixture temp
- Meets FCC Part 15, Part B, Class A standards for conducted and radiated emissions
- For Indoor Use Only. (not suitable for outdoor use)



PRODUCT SPECIFICATIONS

Input Voltage	120V	CRI	>80
Input Current	0.92A	Lifetime	50,000 hours
Wattage	100W (50W per side)	Color Temperature	6500k (Sign White)
Lumens	11,000 (5,500 per side)	Illuminated Dimensions	21.5" x 45.5" (per side)

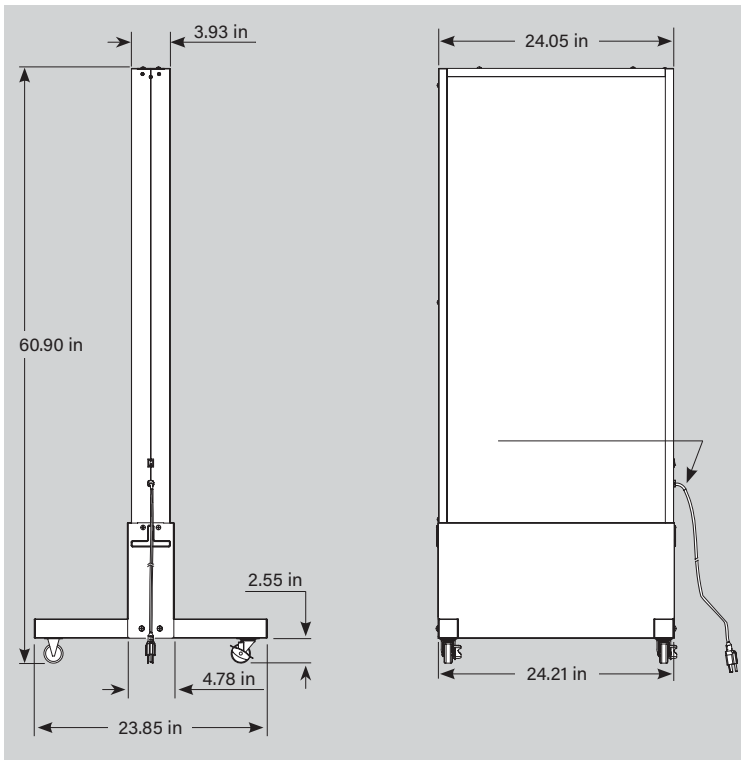


KT-SCLED100-24A-DS-865-B

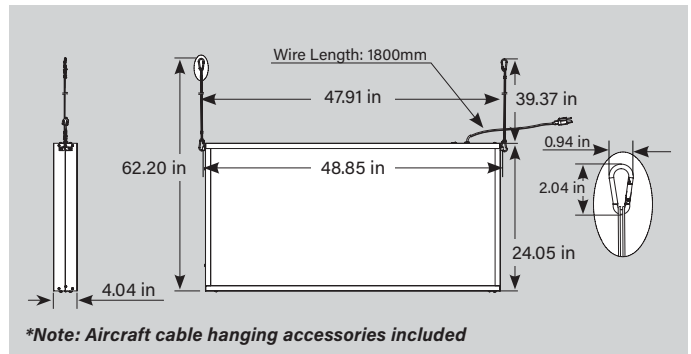
PORTABLE LED SIGN CABINET

PHYSICAL SPECIFICATIONS

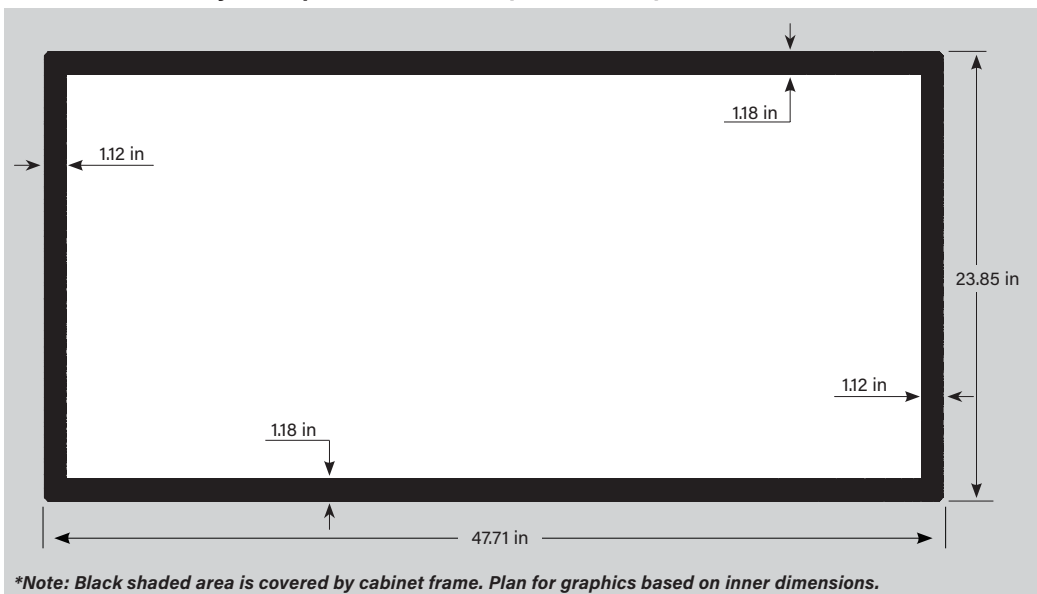
Pedestal Mount (Floor Stand)



Horizontal Mount (Ceiling Hung)



Recommended Acrylic Graphics Dimensions (not included)



*Note: Black shaded area is covered by cabinet frame. Plan for graphics based on inner dimensions.




KT-SCLED100-24A-DS-865-B

PORTABLE LED SIGN CABINET

GRAPHIC INSTALLATION DETAILS


Pedestal Mount (Floor Stand)

Remove the side panel that does not contain the on/off switch and power cord via (4) phillips head screws. Slide in graphics. Re-install side panel



Vertical Mount (Ceiling Hung)

Remove either side panel via (4) phillips head screws. Slide in graphics. Re-install side panel.





KT-SCLED100-24A-DS-865-B

PORTABLE LED SIGN CABINET

ORDERING INFORMATION

ORDER CODE	PACK QTY.	UPC	EASY CODE
KT-SCLED100-24A-DS-865-B	1	843654152653	UUV-98

CATALOG NUMBER BREAKDOWN

KT-SCLED100-24A-DS-865-B

- 1
- 2
- 3
- 4
- 5
- 6
- 7
- 8
- 9
- 10

- 1** Keystone Technologies
- 2** Sign Cabinet
- 3** LED Technology
- 4** Wattages
- 5** Nominal Size
- 6** Style Designation
- 7** Illumination Types - Double Sided
- 8** CRI
- 9** Color Temperature
- 10** Housing Color (B - Black* Consult Keystone for custom color options)