




XFIT



KT-CBLED35PS-14B-8CSA-VDIM CENTER BASKET FIXTURE

DESCRIPTION

1' x 4' LED Center Basket Fixture | 120 - 277V Input |
Frosted Lens | 0 -10V Dimming

APPLICATION

Used for commercial recessed ceiling applications



**10 YEAR
LIMITED WARRANTY**

PRODUCT FEATURES

- Features Keystone Color Select technology. Adjust CCT between 3500/4000/5000K
- Features Keystone Power Select technology. Adjust power between 35W, 30W, and 24W
- Powered by Keystone 0 -10V dimming LED drivers with 12V Aux
- Architectural grade center basket volumetric design
- Ambient operating temperature: -20°C/-4°F to 50°C/122°F
- Compatible with Keystone SmartSafe emergency backups
- Available with Keystone's Smart Loop Bluetooth™ mesh wireless system, with features such as high-end trim, grouping, occupancy/vacancy sensing, and scheduling.
- Low optical flicker
- THD: < 20%
- Power factor > 0.95
- IC Rated
- LED chip lifetime: L70 >100,000 hours @ 25°C/77°F ambient fixture temperature

PRODUCT SPECIFICATIONS

Catalog Number	Input Voltage	Wattage	CCT	Lumen Output	Efficacy	CRI	Power Factor	Lifetime
KT-CBLED35PS-14B-8CSA-VDIM	120-277V	35W	3500K	4,375	125 lm/W	> 80	> 0.90	50,000 hrs
			4000K	4,410	126 lm/w			
			5000K	4,445	127 lm/W			
		30W	3500K	3,900	130 lm/W			
			4000K	3,930	131 lm/w			
			5000K	3,960	132 lm/W			
		24W	3500K	3,192	133 lm/W			
			4000K	3,216	134 lm/w			
			5000K	3,240	135 lm/W			

ONE CATALOG NUMBER WITH 9 DIFFERENT OPTIONS

* Preset to highest lumen output (35W / 5000K)

* Color Uniformity: CCT (Correlated Color Temperature) range as per guidelines outlined in ANSI C78.377-2017.

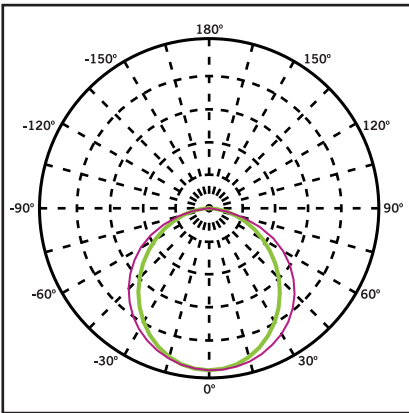


KT-CBLED35PS-14B-8CSA-VDIM

CENTER BASKET FIXTURE

PHOTOMETRIC SPECIFICATIONS

POLAR CANDELA DISTRIBUTION



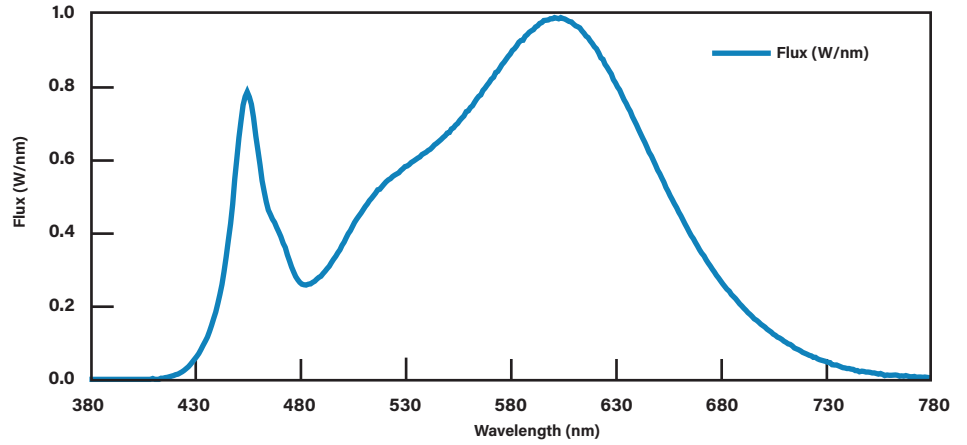
Maximum Candela = 1525.2
 Located at Horizontal Angle = 0,
 Vertical Angle 0

1. **Violet** Vertical Plane through Horizontal Angles (90-270)
2. **Green** Vertical Plane through Horizontal Angles (0-180)

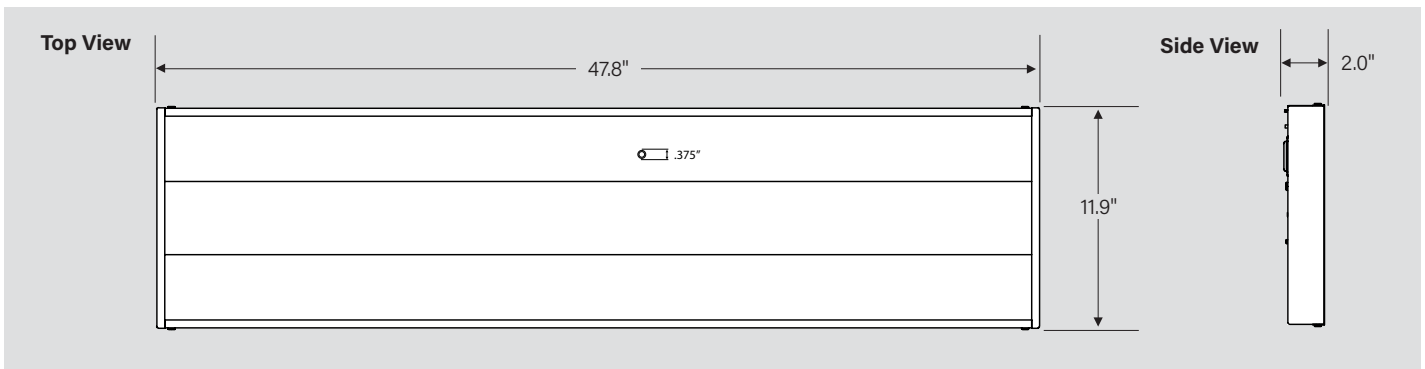
Beam Angle: 220°

Visible Light Area: 325°

RELATIVE SPECTRAL POWER DISTRIBUTION



PHYSICAL SPECIFICATIONS

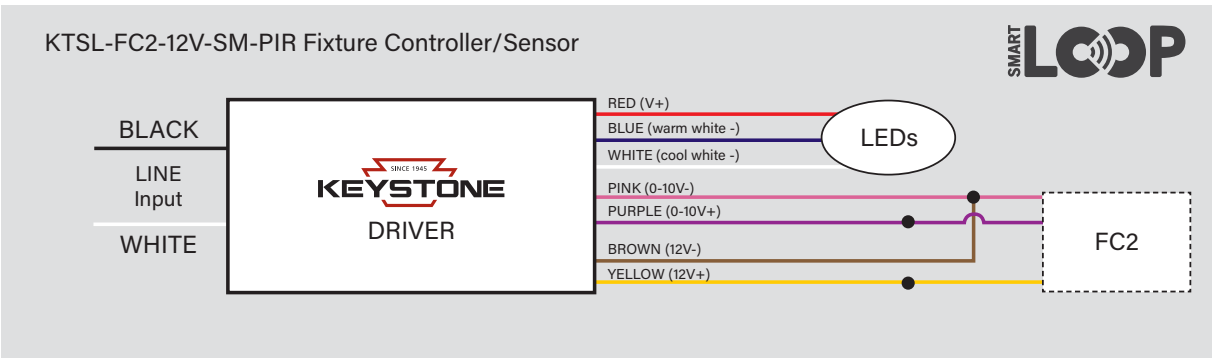
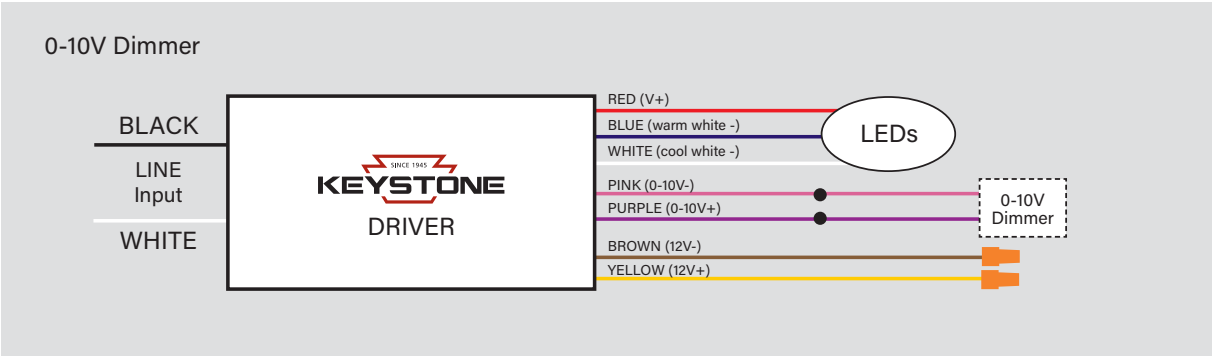




KT-CBLEDD35PS-14B-8CSA-VDIM

CENTER BASKET FIXTURE

WIRING DIAGRAMS



ACCESSORIES

SENSORS

Factory-Installable OR Field-Installable (field-installable purchased separately)

✓	SUFFIX*	CATALOG NUMBER	DESCRIPTION	UPC	EASY CODE
	/FC2	KTSL-FC2-12V-SM-PIR	"Bluetooth mesh wireless low voltage individual fixture controller for SmartLoop system with integrated daylight and PIR motion sensors."	843654135236	TCM-01

Keystone SmartLoop is a DLC qualified network lighting control solution, offering advanced functions such as complete wireless control, zoning, high-end trim, occupancy/vacancy sensing, scene setting, and scheduling. To learn more about smartloop, please visit <http://www.keystonetech.com/smartloop>



* FOR FACTORY INSTALLATION OF ACCESSORY, ADD SUFFIX TO FIXTURE PART NUMBER (SEE ORDERING EXAMPLES AND INSTRUCTIONS ON LAST PAGE OF SPEC SHEET).



KT-CBLED35PS-14B-8CSA-VDIM

CENTER BASKET FIXTURE

ACCESSORIES (continued)

Field-Installable / Field-Use ONLY (purchased separately)

CATALOG NUMBER	DESCRIPTION	UPC	EASY CODE
KTSL-TK1-USB	Bluetooth mesh wireless battery backup time keeper, for relaying time to system components after a power loss.	843654129280	OHS-86



CORD SETS

Factory-Installable OR Field-Installable (field-installable purchased separately)

✓	SUFFIX*	CATALOG NUMBER	DESCRIPTION	UPC	EASY CODE
	/MC13	KT-MC-NP-1-18/3	Metal clad cable for fixtures, No Plug, 1ft long, 18/3 wire (L,N,G)	843654139777	AYT-71
	/MC63	KT-MC-NP-6-18/3	Metal clad cable for fixtures. No Plug. 6ft long. 18/3 wire (L,N,G)	843654134505	EYP-82
	/MC65	KT-MC-NP-6-18/5	Metal clad cable for fixtures. No Plug. 6ft long. 18/5 wire (L,N,G, LV)	843654134512	CBU-56
	/MC66	KT-MC-NP-6-18/6	Metal clad cable for fixtures. No Plug. 6ft long. 18/6 wire (L,S,N,G, LV)	843654164229	KFF-99
	/515P6	KT-CS-515P-6-18/3*	Cord set for high bay; 125V NEMA 5-15P; straight blade plug; 6' SJTOW cable; 18/3 wire	843654140124	UKH-26

* For factory installation of accessory, add suffix to fixture part number (see ordering examples and instructions on last page of spec sheet).
NOTE: For cord sets not listed here, please contact your Keystone sales rep.

* For sample units only. Not for permanent install.

(Accessories continued on next page)



KT-CBLED35PS-14B-8CSA-VDIM

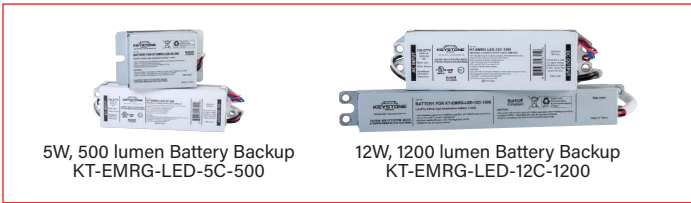
CENTER BASKET FIXTURE

ACCESSORIES (continued)

EMERGENCY BACKUP

Factory-Installable OR Field-Installable (field-installable purchased separately)

✓	SUFFIX*	CATALOG NUMBER	DESCRIPTION	UPC	EASY CODE
	/EM5†	KT-EMRG-LED-5C-500	5W, 500 lumen Smart Safe emergency backup, CEC T20 Compliant	843654103099	JTR-48
	/EM12†	KT-EMRG-LED-12C-1200	12W , 1200 lumen Smart Safe emergency backup, CEC T20 Compliant	843654103112	OJQ-32




* FOR FACTORY INSTALLATION OF ACCESSORY, ADD SUFFIX TO FIXTURE PART NUMBER (SEE ORDERING EXAMPLES AND INSTRUCTIONS ON LAST PAGE OF SPEC SHEET).
 † FACTORY INSTALLATION OF EMERGENCY BACKUP UNITS WILL AUTOMATICALLY INCLUDE ANY RELEVANT MOUNTING BRACKET.

MOUNTS AND BRACKETS

Field-Installable / Field-Use ONLY (purchased separately)

CATALOG NUMBER	DESCRIPTION	UPC	EASY CODE
KT-CBLED-SM-14-KIT	Surface Mount Kit for 1x4 LED Center Basket Troffers	843654127583	EUW-25
KT-CBLED-RMF-14-KIT	Recessed Mount Flange Kit for 1x4 Center Basket Fixtures	843654132952	GUY-89





KT-CBLED35PS-14B-8CSA-VDIM

CENTER BASKET FIXTURE

ORDERING INFORMATION

Catalog Number	Pack Quantity	Easy Code	UPC	DLC PRODUCT ID
KT-CBLED35PS-14B-8CSA-VDIM	TBD	SMP-23	843654135762	PEYKPQDV

CATALOG NUMBER BREAKDOWN

KT-CBLED35PS-14B-8CSA-VDIM


1
2
3
4
5
6
7
8
9
10

- | | | | | |
|--|---|--|---|---------------------|
| <p>1 Keystone Technologies</p> <p>2 LED Center Basket Fixture</p> <p>3 Wattage</p> <p>4 Power Select</p> <p>5 1X4' Nominal Length</p> <p>6 Form Factor</p> <p>7 800 Series</p> <p>8 Color Select</p> | <p>9 Color Select Designation</p> <p>10 0-10V Dimming</p> | <p>8 Color Select Designation</p> <table style="width: 100%; border-collapse: collapse;"> <tr> <td style="border: 1px solid black; padding: 2px;">A</td> <td style="border: 1px solid black; padding: 2px;">3500K, 4000K, 5000K</td> </tr> </table> | A | 3500K, 4000K, 5000K |
| A | 3500K, 4000K, 5000K | | | |

ORDERING EXAMPLES


FIXTURE WITH MULTIPLE FACTORY-INSTALLED ACCESSORIES*

KT-CBLED35PS-14B-8CSA-VDIM /G2/FC2/MC63/EM5




FIXTURE WITH TWO FACTORY-INSTALLED ACCESSORIES*

KT-CBLED35PS-14B-8CSA-VDIM /G2/FC2/EM5



FIXTURE WITH SINGLE FACTORY-INSTALLED ACCESSORY

KT-CBLED35PS-14B-8CSA-VDIM /G2/FC2



FIXTURE WITH NO FACTORY-INSTALLED ACCESSORIES

KT-CBLED35PS-14B-8CSA-VDIM /G2



KEYSTONE FIXTURE	
CATALOG NUMBER	
KT-CBLED35PS-14B-8CSA-VDIM /G2	

SENSORS	
SUFFIX	CATALOG NUMBER
✓ /FC2	KTSL-FC2-12V-SM-PIR

CORD SETS	
SUFFIX	CATALOG NUMBER
✓ /MC63	KT-MC-NP-6-18/3

EMERGENCY BACKUP	
SUFFIX	CATALOG NUMBER
✓ /EM5	KT-EMRG-LED-5C-500

* WHEN ORDERING MORE THAN ONE FACTORY-INSTALLED ACCESSORY, USE MULTIPLE SUFFIXES AS SHOWN IN THE ORDERING EXAMPLES ABOVE.
 NOTE: ALL ACCESSORIES CAN ALSO BE ORDERED SEPARATELY FOR FIELD INSTALLATION USING JUST THEIR REGULAR CATALOG NUMBER, UPC, OR EASY CODE.