

# BPL-LED-24-50PS-8CSA

## BACKLIT LED PANEL LIGHT



2'x4' LED panel light, 30, 40 and 50W,  
120-277V input, 0-10V dimming

### PRODUCT FEATURES

- CCT Selectable (3500/4000/5000K)
- Wattage Selectable (50,40,30W)
- Aluminum frame featuring stepped edge design detail and gloss white paint for improved aesthetics
- Suitable for recessed or surface mount (with optional accessories)\*
- Construction features precise optical lenses over each individual LED, offering optimal light diffusion and consistent surface illumination, with no risk of yellowing over product lifetime
- New backlit style design; fits standard T-grid ceilings
- Suitable for damp locations
- Powered by 0-10V dimmable LED driver with built-in junction box
- Compatible with LED emergency backup
- Over 50% energy savings compared to traditional fluorescent troffers
- Operating temp range -20°C/-4°F to 40°C/104°F

\* For use in non-fire rated installations only



**10 YEAR**  
LIMITED WARRANTY

### PERFORMANCE SPECIFICATIONS

Catalog Number	Input Voltage	Wattage	Color Temperature	Lumen Output	CRI	Power Factor	Efficacy	Lifetime
BPL-LED-24-50PS-8CSA	120-277V	50W	3500K	5,500	>80	>0.9	110 lm/W	50,000 Hours
			4000K	5,600			112 lm/W	
			5000K	5,600			112 lm/W	
	120-277V	40W	3500K	4,600			115 lm/W	
			4000K	4,700			118 lm/W	
			5000K	4,700			118 lm/W	
	120-277V	30W	3500K	3,600			120 lm/W	
			4000K	3,700			123 lm/W	
			5000K	3,700			123 lm/W	

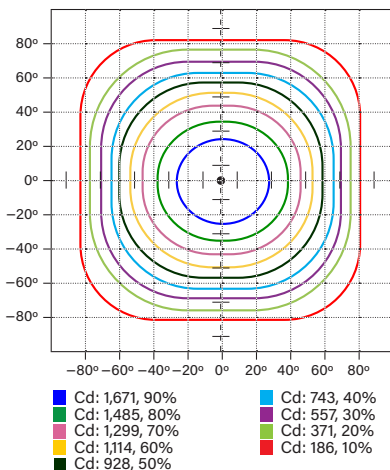
### ONE CATALOG NUMBER WITH 9 DIFFERENT OPTIONS

\* Preset to highest lumen output (40W / 5000K)

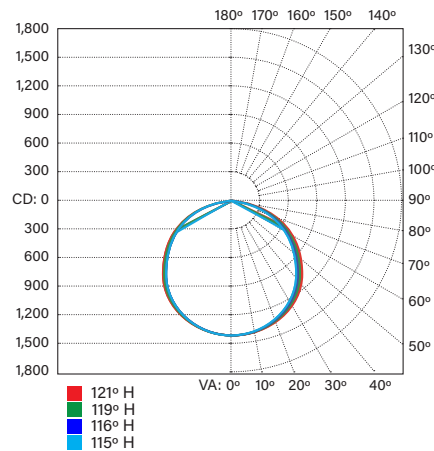
\* Color Uniformity: CCT (Correlated Color Temperature) range as per guidelines outlined in ANSI C78.377-2017.

### PHOTOMETRIC SPECIFICATIONS

#### ISOCANDELA PLOT



#### POLAR CANDELA DISTRIBUTION



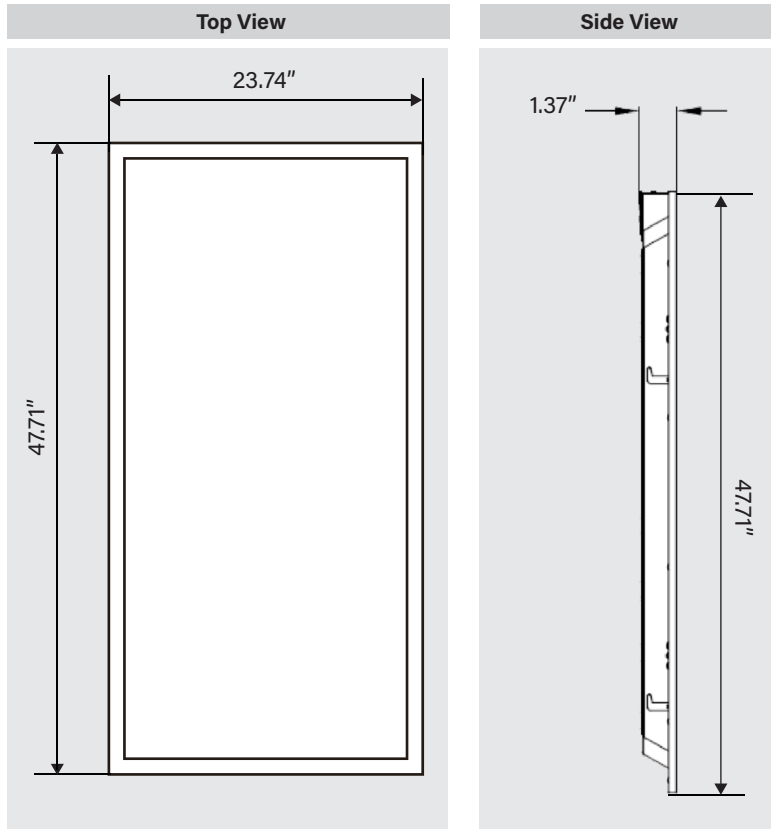
#### ZONAL LUMEN SUMMARY

Zone	Lumens	% Luminaire
0-60	4,351.0	76.7%
60-90	1,315.5	23.2%
0-90	5,666.5	99.9%
90-180	3.7	0.06%
0-180	5,670.2	100%

# BPL-LED-24-50PS-8CSA

## BACKLIT LED PANEL LIGHT

### PHYSICAL SPECIFICATIONS



### WEIGHT INFORMATION

1 Piece	1 Carton
11.5 lbs	23 lbs

### ORDERING INFORMATION

CATALOG NUMBER	CARTON QTY.	UPC
BPL-LED-24-50PS-8CSA	2	843654127873

# BPL-LED-24-50PS-8CSA

## BACKLIT LED PANEL LIGHT

### ACCESSORIES

#### SENSORS

Factory-Installable OR Field-Installable (field-installable purchased separately)

✓	SUFFIX*	CATALOG NUMBER	DESCRIPTION	UPC	EASY CODE
	/FC1-PIR	KTSL-FC1-UV-KO-PIR	Bluetooth Mesh Wireless Fixture Controller for SmartLoop System with emote mountable daylight and PIR motion sensor. 120-277V. 3A Max Load with 0-10V Dimming	 843654129259	MGZ-59



\* For factory installation of accessory, add suffix to fixture part number (see ordering examples and instructions on last page of spec sheet).

#### CORD SETS

Factory-Installable OR Field-Installable (field-installable purchased separately)

✓	SUFFIX*	CATALOG NUMBER	DESCRIPTION	UPC	EASY CODE
	/515P6	KT-CS-515P-6-18/3	Cord set for high bay; 125V NEMA 5-15P; straight blade plug; 6' SJTOW cable; 18/3 wire	843654140124	UKH-26
	/L715P10	KT-CS-L715P-10-16/3	Cord set for high bays; 277V NEMA L7-15P; twist lock plug; 10' SJTOW cable; 16/3 wire	843654140131	SFV-88
	/L615P10	KT-CS-L615P-10-16/3	Cord set for high bays; 250V NEMA L6-15P; twist lock plug; 10' SJTOW cable; 16/3 wire	843654140148	ZQS-05
	/L515P10	KT-CS-L515P-10-16/3	Cord set for high bays; 125V NEMA L5-15P; twist lock plug; 10' SJTOW cable; 16/3 wire	843654140155	GVH-22
	/L715P6	KT-CS-L715P-6-16/3	Cord set for high bays; 277V NEMA L7-15P; twist lock plug; 6' SJTOW cable; 16/3 wire	843654140162	DVU-44
	/L615P6	KT-CS-L615P-6-16/3	Cord set for high bays; 250V NEMA L6-15P; twist lock plug; 6' SJTOW cable; 16/3 wire	843654140179	LCW-66
	/L515P6	KT-CS-L515P-6-16/3	Cord set for high bays; 125V NEMA L5-15P; twist lock plug; 6' SJTOW cable; 16/3 wire	843654140186	POC-82
	/MC-63	KT-MC-NP-6-18/3	MC cable whip for high bays; no plug; inners 1/2" strip on both ends; 6' metal-clad cable; 18/3 wire	843654134505	EYP-82
	/MC-65	KT-MC-NP-6-18/5	MC cable whip for high bays; no plug; inners 1/2" strip on both ends; 6' metal-clad cable; 18/5 wire (dimming wires included)	843654134512	CBU-56
	/NP10	KT-CS-NP-10-16/3	Cord for high bays; no plug; inners 1/2" strip on both ends; 10' SJTOW cable; 16/3 wire	843654140193	YOH-90
	/NP6	KT-CS-NP-6-16/3	Cord for high bays; no plug; inners 1/2" strip on both ends; 6' SJTOW cable; 16/3 wire	843654140216	HUB-73
	/NP15	KT-CS-NP-15-16/3	Cord for high bays; no plug; inners 1/2" strip on both ends; 15' SJTOW cable; 16/3 wire	843654140209	EYD-18



\* For factory installation of accessory, add suffix to fixture part number (see ordering examples and instructions on last page of spec sheet).  
**Note:** For cord sets not listed here, please contact your Keystone sales rep.

(Accessories continued on next page)

# BPL-LED-24-50PS-8CSA

## BACKLIT LED PANEL LIGHT

### ACCESSORIES (continued)

#### EMERGENCY BACKUP

Factory-Installable OR Field-Installable (field-installable purchased separately)


✓	SUFFIX*	CATALOG NUMBER	DESCRIPTION	UPC	EASY CODE
	/EM5†	KT-EMRG-LED-5C-500-EN /DF	5W, 500 lumen Smart Safe emergency backup with dual flex cables	843654132433	RAR-74
	/EM12†	KT-EMRG-LED-12C-1200-EN /DF	12W, 1200 lumen Smart Safe emergency backup with dual flex cables	890949019900	YCV-23



\* For factory installation of accessory, add suffix to fixture part number (see ordering examples and instructions on last page of spec sheet).  
† Factory installation of emergency backup units will automatically include any relevant mounting bracket.

Field-Installable / Field-Use ONLY (purchased separately)


CATALOG NUMBER	DESCRIPTION	UPC	EASY CODE
KT-BPLED-EM-22/4-KIT	Emergency LED backup mounting bracket kit for LED high bay fixtures	843654128047	EIG-03



#### MOUNTS AND BRACKETS

Factory-Installable OR Field-Installable (field-installable purchased separately)


✓	SUFFIX*	CATALOG NUMBER	DESCRIPTION	UPC	EASY CODE
	/JBOX	KT-BPLED-JBOX-1	Larger J-Box add-on for LED Backlit Panels	843654128092	MYW-25



\* For factory installation of accessory, add suffix to fixture part number (see ordering examples and instructions on last page of spec sheet).

Field-Installable / Field-Use ONLY (purchased separately)

CATALOG NUMBER	DESCRIPTION	UPC	EASY CODE
KT-BPLED-SM-24-KIT /G2	Surface Mount Kit 2x4 Backlit panels	843654134543	CGY-52
KT-BPLED-CABLE-KIT	Aircraft cable hanging kit for LED high bay fixtures	843654133423	JLB-77



# BPL-LED-24-50PS-8CSA

## BACKLIT LED PANEL LIGHT

### ORDERING INFORMATION

CATALOG NUMBER	CARTON QTY.	UPC
BPL-LED-24-50PS-8CSA	2	843654127873

### CATALOG NUMBER BREAKDOWN

## BPL-LED-24-50PS-8CSA

1	2	3	4	5	6	7	8
---	---	---	---	---	---	---	---

1 Backlit Panel

2 LED

3 2' x 4' Nominal Size

4 Wattage

5 Wattage Selectable

6 80 CRI


7 CCT Selectable

8 CCT Designation

### ORDERING EXAMPLES


FIXTURE WITH MULTIPLE FACTORY-INSTALLED ACCESSORIES\*

**BPL-LED-24-50PS-8CSA /PIR/L715P6/EM5**




FIXTURE WITH TWO FACTORY-INSTALLED ACCESSORIES\*

**BPL-LED-24-50PS-8CSA /JBOX/EM5**




FIXTURE WITH SINGLE FACTORY-INSTALLED ACCESSORY

**BPL-LED-24-50PS-8CSA /L715P6**



FIXTURE WITH NO FACTORY-INSTALLED ACCESSORIES

**BPL-LED-24-50PS-8CSA**



\*When ordering more than one factory-installed accessory, use multiple suffixes as shown in the ordering examples above.

**Note:** All accessories can also be ordered separately for field installation using just their regular Catalog Number, UPC, or Easy Code.

### KEYSTONE FIXTURE

CATALOG NUMBER
BPL-LED-24-50PS-8CSA

### SENSORS

SUFFIX	CATALOG NUMBER
<input checked="" type="checkbox"/> /FC1-PIR	KTSL-FC1-UV-KO-PIR

### CORD SETS

SUFFIX	CATALOG NUMBER
<input checked="" type="checkbox"/> /L715P6	KT-CS-L715P-6-16/3

### EMERGENCY BACKUP

SUFFIX	CATALOG NUMBER
<input checked="" type="checkbox"/> /EM5	KT-EMRG-LED-5C-500-EN /DF

### MOUNTS AND BRACKETS

SUFFIX	CATALOG NUMBER
<input checked="" type="checkbox"/> /JBOX	KT-BPLED-JBOX-1