



KTLD-45-UV-PS1100-42-VDIM-LM1

CONSTANT CURRENT LED DRIVER



DESCRIPTION

LED Driver | 45W | 120-277V Input | 900, 950, 1000 or 1100mA Output

TOTAL POWER: 45W
INPUT VOLTAGE: 120~277Vac \pm 10%
INPUT FREQUENCY: 50/60 Hz
OUTPUT CURRENT: 900, 950, 1000 or 1100mA
DIMMING: 0-10V
WARRANTY: 5 Years



ELECTRICAL SPECIFICATIONS

Input Voltage Range	120~277Vac \pm 10%
Frequency	50/60 Hz
Power Factor	> 0.9 under 120~277Vac input with 80~100% load condition (For All Output Currents)
Inrush Current	TBD
Max. Input Current	TBD
THD	< 20% under 120~277Vac input with 80~100% load condition (For All Output Currents)
Load Regulation	\pm 2%
Line Regulation	\pm 2%
Output Tolerance	\pm 5% at Full Load Condition
Turn-On Delay Time	< 0.5s at Full Load Condition
Overshoot	< 10% at Full Load Condition
No Load Power Consumption	< 2W
Ripple & Noise (pk-pk)	< 10%
Withstand Voltage	Input to output, 2,800Vdc, 2mA
Leakage Current	Maximum 0.5mA at 277Vac, 60Hz input
Minimum Dim %	~10% Dimming
Protection	<ul style="list-style-type: none"> • Over Voltage Protection: Hiccup mode. Protection will trigger when load voltage exceeds specified output voltage and will auto recover after the fault mode is removed. • Over Current Protection: Hiccup mode. Protection will trigger when load current exceeds specified output current and will auto recover after the fault mode is removed. • Short Circuit Protection: Hiccup mode. Protection will trigger when short circuited and will auto recover after the fault mode is removed.

PRODUCT SPECIFICATIONS

Catalog Number	Output Current	Output Voltage	Output Power	OCV	Typical Efficiency at 120V	Typical Efficiency at 240V	Typical Efficiency at 277V	Remote Mounting Distance (#18 AWG)	Class 2	
									US	Canada
KTLD-45-UV-PS1100-42-VDIM-LM1	900mA	20-42V	37.8W	47V	89%	90%	90%	34 ft	✓	✓
	950mA	20-42V	39.9W							
	1000mA	20-42V	42.0W							
	1100mA	20-42V	46.2W							

ENVIRONMENTAL SPECIFICATIONS

Operating Temperature	-40°C/-40°F to 60°C/140°F
Storage Temperature	-40°C/-40°F to 85°C/185°F
Humidity	5% to 95%
MTBF	368,000 hours at 40°C/104°F ambient (~70°C/158°F Case temp)
Life Rating	85,000 hours at 120Vac input, 100% load and 60°C/140°F case temperature
Maximum Case Temperature	90°/194°F

SAFETY AND EMC COMPLIANCE

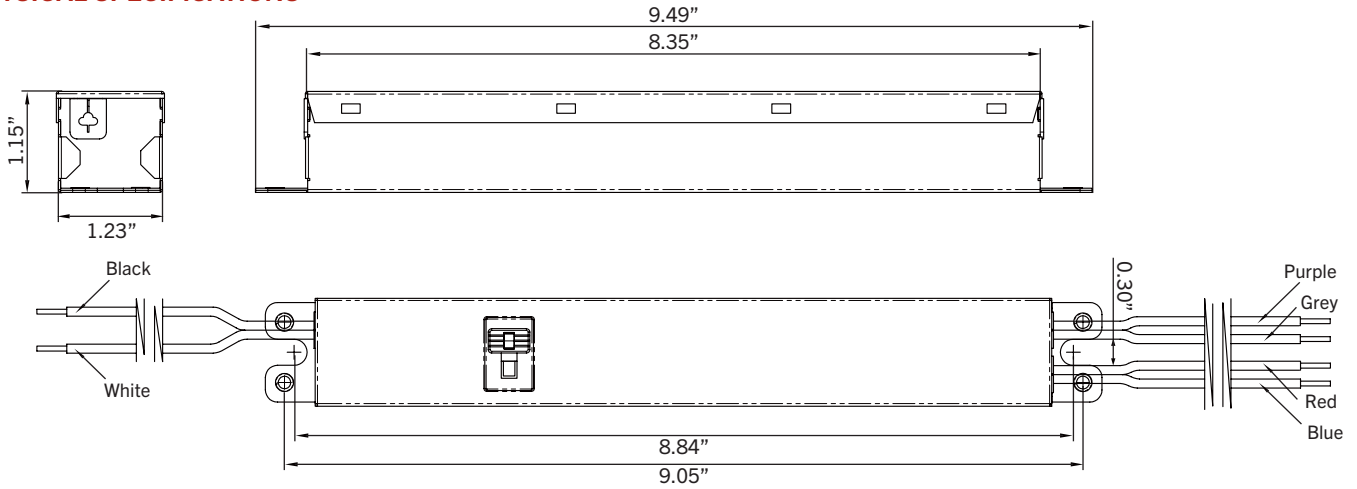
UL/cUL	UL 8750, Class P, UL1310 Class 2
CE	EN61347-1, EN61347-2-13
FCC, 47CFR Part 15	ANSI C63.4:2009 Class B (Consumer Limit)
EN61000-3-2	Harmonic Current Emissions Class C
Sound Rating	Class A Sound Rating (per Energy Star V1.0)



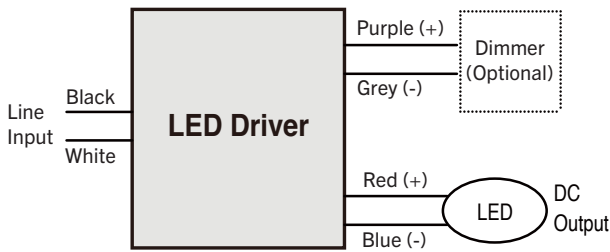
KTLD-45-UV-PS1100-42-VDIM-LM1

CONSTANT CURRENT LED DRIVER

PHYSICAL SPECIFICATIONS



WIRING DIAGRAM

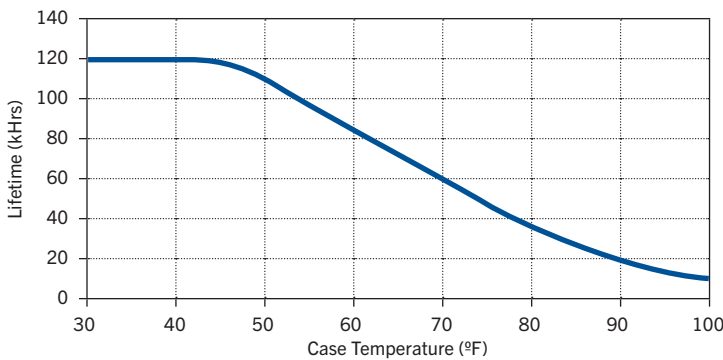


WIRING SPECIFICATIONS

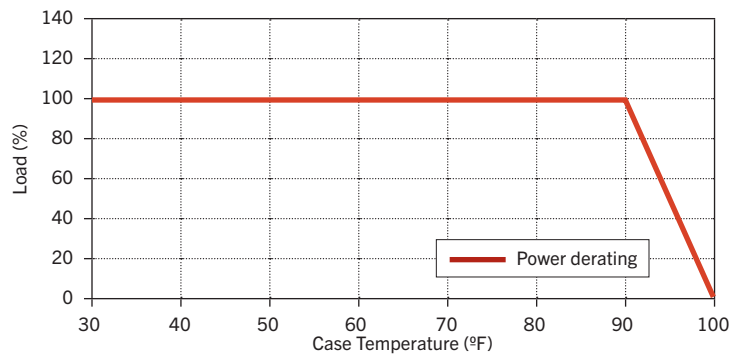
INPUT	12", UL 1316 #18AWG (Black and White)
OUTPUT	12", UL 1316 #18AWG (Red and Blue)
DIMMING	12", UL 1316/1430 #22AWG (Purple and Grey)

PERFORMANCE SPECIFICATIONS

LIFETIME VS CASE TEMPERATURE



POWER DERATING VS CASE TEMPERATURE

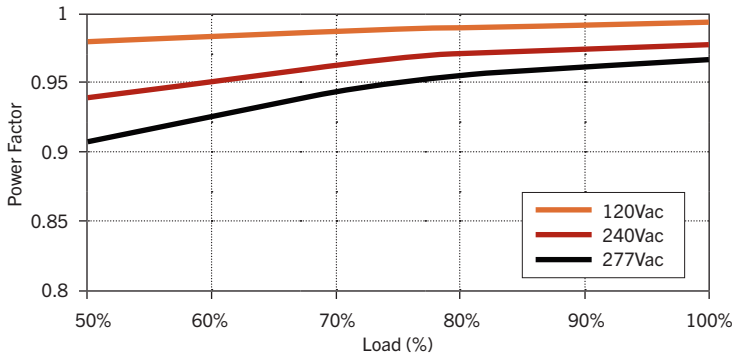




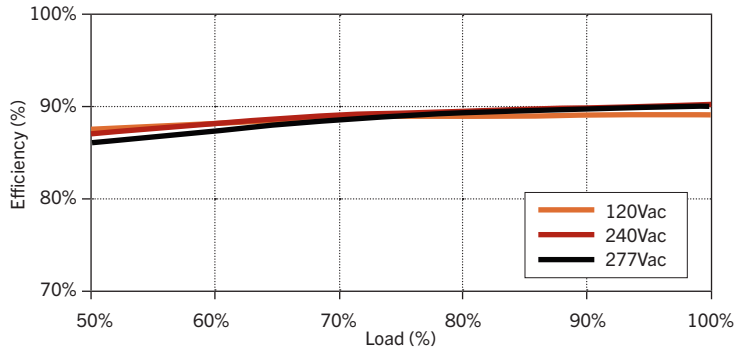
KTLD-45-UV-PS1100-42-VDIM-LM1

CONSTANT CURRENT LED DRIVER

POWER FACTOR VS LOAD



EFFICIENCY VS LOAD



ORDERING INFORMATION

ORDER CODE	PACKAGING STYLE	PACK QTY.	ITEM STATUS
KTLD-45-UV-PS1100-42-VDIM-LM1	Carton Pack	TBD	Quick Ship

CATALOG NUMBER BREAKDOWN

KTLD-45-UV-PS1100-42-VDIM-LM1

- 1
- 2
- 3
- 4
- 5
- 6
- 7
- 8

- 1** Keystone Technologies LED Driver
- 2** Max. Output Wattage
- 3** 120-277V Input
- 4** Power Select Series
- 5** Max. Output Current
- 6** Max. Output Voltage
- 7** 0-10V Dimming
- 8** Case Style