

# AL-LED-M1-X-140HV-8XX-NM

## LED AREA LIGHT FIXTURES



Compact 140W High-Performance LED Area Light,  
High-Voltage, 277–480V Input, Bronze Housing,  
Multiple Mounting, Optics, and Control options

### PRODUCT FEATURES

- Compact, low-profile design delivers high-performance illumination and improves application site aesthetics
- Heavy-duty, die-cast aluminum housing with ample heat sinking for enhanced thermal performance
- True U0 design for Dark Sky compliant performance eliminates undesirable sky glow
- Integrated NEMA/ANSI C136.10 3-pin twist-lock receptacle with shorting cap, standard on all fixtures, simplifies ordering requirements for photo control needs
- Precision-crafted optics, available with type II, III, IV, and V patterns, to meet diverse requirements from general purpose to specification-grade applications
- Integral latch design for hassle-free, hinged access to driver compartment
- Four contractor-friendly mounting options available (sold separately): slip fitter mount, adjustable pole mount for square and round poles, fixed pole mount for square and round poles, and trunnion mount
- Bi-level occupancy sensors and twist-lock photocell accessories available
- Reversible glare shield available, suitable for backside (house-side) or frontside (street-side) shielding
- Powered by 0–10V dimming LED driver featuring 12V AUX power tap, 6kV surge protection
- Ambient operating temperature: –40°C/–40°F to 50°C/122°F
- UL Certified for wet locations, IP65
- 0–10V dimming, 10% min
- Power factor: >0.95
- THD: <20%
- LED chip lifetime: L70 >100,000 hrs @ 25°C/77°F ambient fixture temp
- Meets FCC Part 15, Part B, Class A standards for conducted and radiated emissions



### ELECTRICAL SPECIFICATIONS

Catalog Number	Wattage	Lumens	Efficacy	Dimming	Color Temp	CRI	Dist Type*	Input Voltage	Rated Life	Legacy Equivalent	Housing Color**	Additional Features
AL-LED-M1-3-140HV-840-NM	140W	19,320 lm	138 lm/W	0–10V	4000K	>80	III	277–480V	50,000 hrs	400W	Bronze	10kV external surge protection included Automatic power disconnect on fixture access door
AL-LED-M1-3-140HV-850-NM		19,600 lm	140 lm/W		5000K		III					
AL-LED-M1-5-140HV-840-NM		19,460 lm	139 lm/W		4000K		V					
AL-LED-M1-5-140HV-850-NM		19,740 lm	141 lm/W		5000K		V					

\* Fixtures with Type 2 (II) and Type 4 (IV) optics are available and assembled to order. Lead times may apply. Please see catalog number breakdown for full ordering code details.

\*\* Fixtures (and mounts) with alternate housing colors are available and made to order. Extended lead times apply. Please see catalog number breakdown for full ordering code details.

# AL-LED-M1-X-140HV-8XX-NM

## LED AREA LIGHT FIXTURES

### MOUNTING BRACKET OPTIONS (SOLD SEPARATELY)

#### SLIP FITTER MOUNT

Fits 2 3/8" tenon; Bronze

Catalog Number	UPC	Easy Code
KT-ALED-SF-1-KIT	843654131641	JRH-74



#### ADJUSTABLE POLE MOUNT

For round or square pole; Bronze

Catalog Number	UPC	Easy Code
KT-ALED-PMA-1-KIT	843654131634	DAQ-87



#### FIXED POLE MOUNT

For round or square pole; Bronze

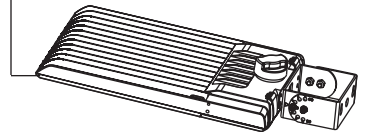
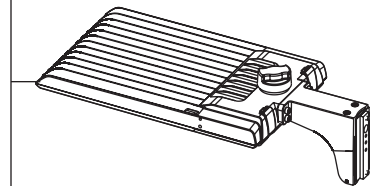
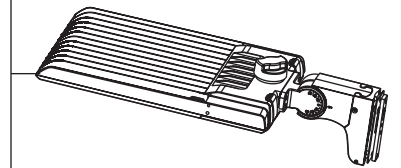
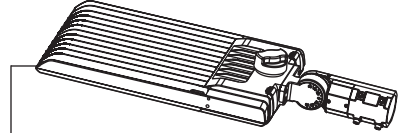
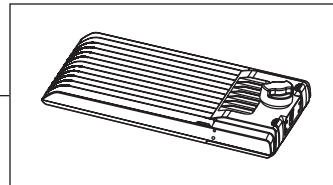
Catalog Number	UPC	Easy Code
KT-ALED-PM-1-KIT	843654131627	QVG-29



#### TRUNNION MOUNT

Bronze

Catalog Number	UPC	Easy Code
KT-ALED-TM-1-KIT	843654131658	GTH-37

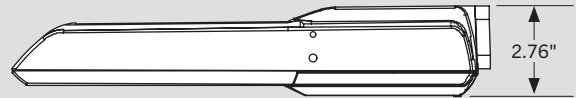
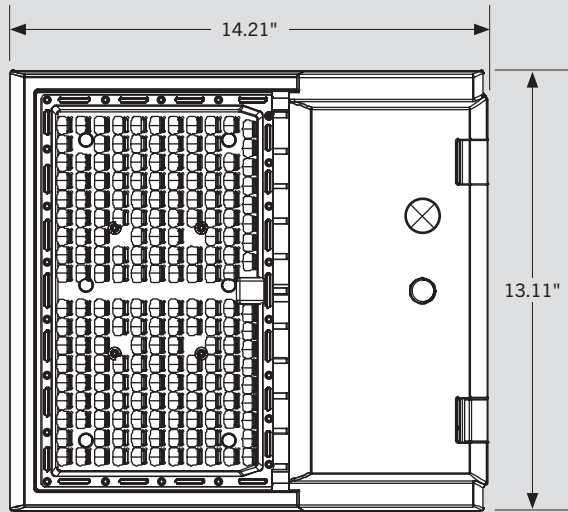


# AL-LED-M1-X-140HV-8XX-NM

## LED AREA LIGHT FIXTURES

### PHYSICAL SPECIFICATIONS

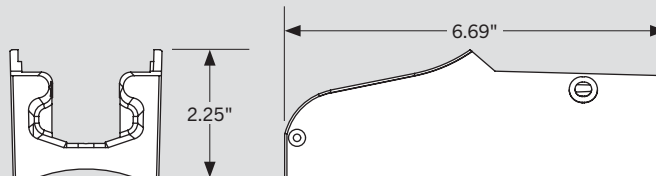
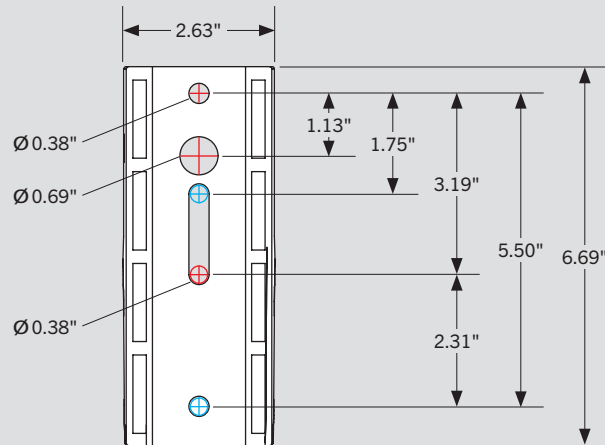
#### LED AREA LIGHT FIXTURE



#### PACKAGING

Carton Quantity	1 piece
Carton Dimensions	6.1"H x 15.15"W x 19.68"L
Carton Weight	11.02 lbs

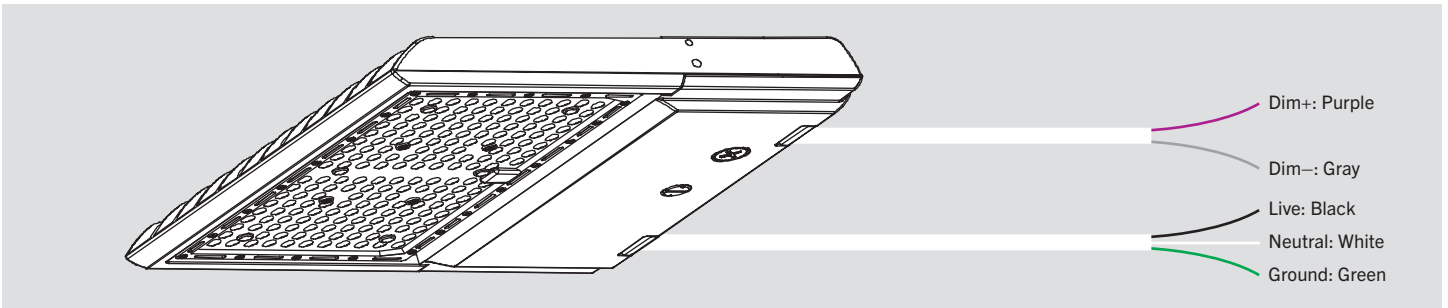
#### POLE MOUNT (ADJUSTABLE OR FIXED) DRILLING HOLES



# AL-LED-M1-X-140HV-8XX-NM

## LED AREA LIGHT FIXTURES

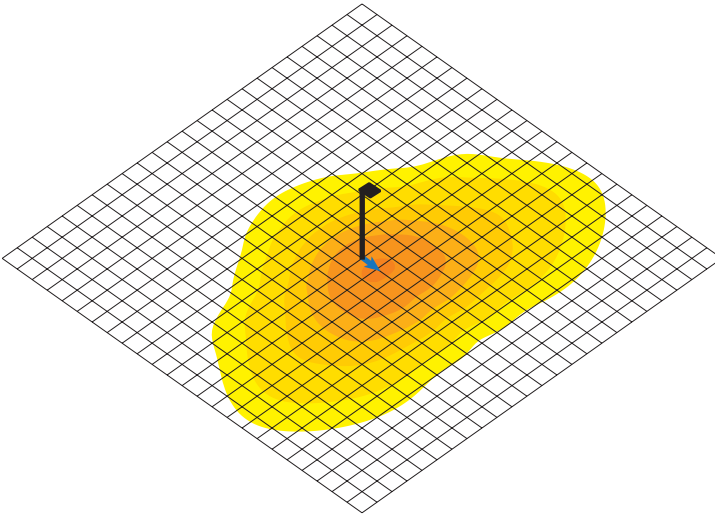
### WIRING DIAGRAM



### LIGHT DISTRIBUTION PATTERN

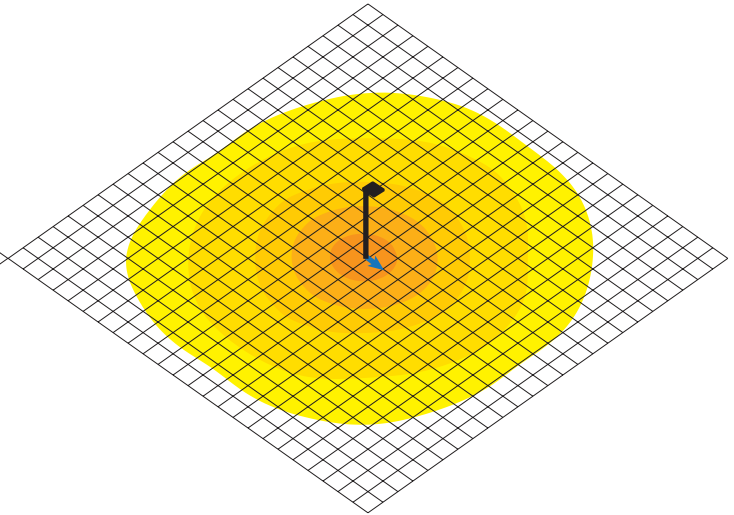
#### TYPE 3 (III)

Pole-mount view from above; Area light mounted at 30'

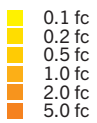


#### TYPE 5 (V)

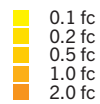
Pole-mount view from above; Area light mounted at 30'



- Photometric layout for general reference only
- Grid dimension: 10 × 10 sq ft



- Photometric layout for general reference only
- Grid dimension: 10 × 10 sq ft

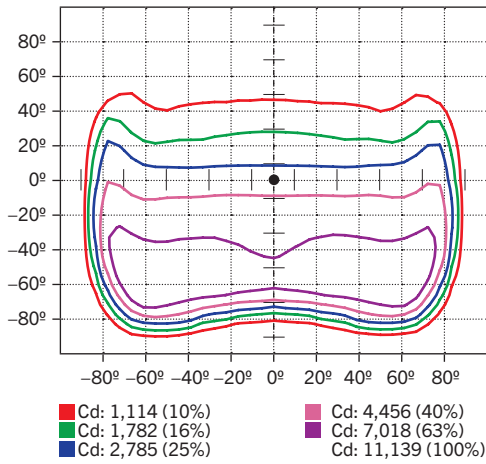


# AL-LED-M1-X-140HV-8XX-NM

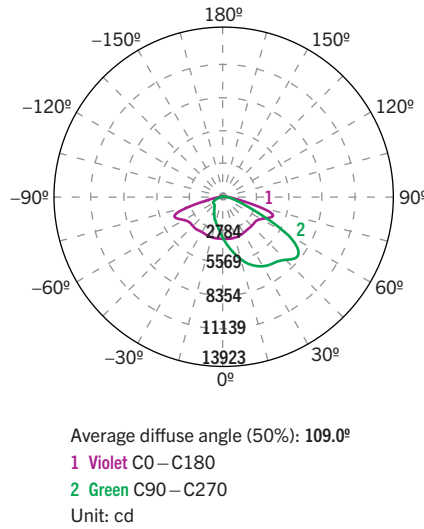
## LED AREA LIGHT FIXTURES

### PHOTOMETRIC SPECIFICATIONS (TYPE 3 [III])

#### ISOCANDELA PLOT



#### LUMINOUS INTENSITY DISTRIBUTION



#### FLUX DISTRIBUTION

Zone	Lumens	% Luminaire
<b>Forward Light</b>	15,786 lm	80.6%
0°–30°	2,193 lm	10.7%
30°–60°	7,837 lm	40.0%
60°–80°	5,500 lm	28.1%
80°–90°	346 lm	1.8%
<b>Back Light</b>	3,806 lm	19.4%
0°–30°	1,028 lm	5.2%
30°–60°	1,746 lm	8.9%
60°–80°	957 lm	4.9%
80°–90°	76 lm	0.4%
<b>Up Light</b>	0 lm	0.0%
90°–100°	0 lm	0.0%
100°–180°	0 lm	0.0%

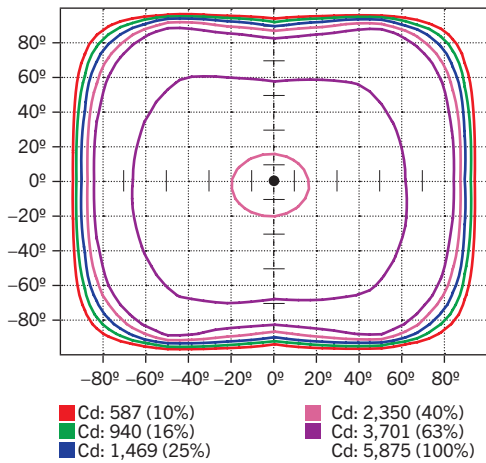
#### BUG\* Rating

Asymmetrical Luminaire Types	
Type I, II, III, IV	B3 U0 G3
Quadrilateral Symmetrical Luminaire Types	
Type V, Area Light	B3 U0 G3

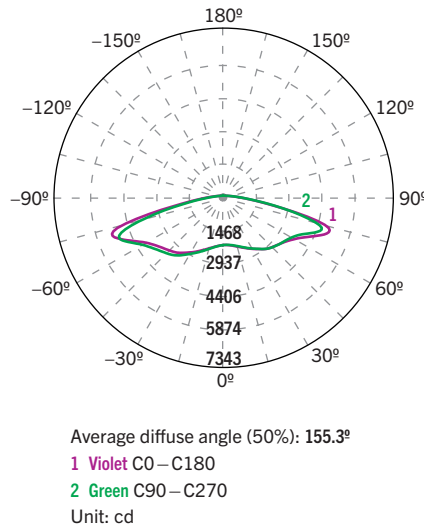
\* Backlight, Uplight, Glare

### PHOTOMETRIC SPECIFICATIONS (TYPE 5 [V])

#### ISOCANDELA PLOT



#### LUMINOUS INTENSITY DISTRIBUTION



#### FLUX DISTRIBUTION

Zone	Lumens	% Luminaire
<b>Forward Light</b>	9,677 lm	49.2%
0°–30°	1,019 lm	5.2%
30°–60°	3,607 lm	18.3%
60°–80°	4,252 lm	21.6%
80°–90°	800 lm	4.1%
<b>Back Light</b>	10,003 lm	50.8%
0°–30°	1,067 lm	5.4%
30°–60°	3,900 lm	19.8%
60°–80°	4,476 lm	22.7%
80°–90°	560 lm	2.8%
<b>Up Light</b>	0 lm	0.0%
90°–100°	0 lm	0.0%
100°–180°	0 lm	0.0%

#### BUG\* Rating

Asymmetrical Luminaire Types	
Type I, II, III, IV	B4 U0 G5
Quadrilateral Symmetrical Luminaire Types	
Type II	B4 U0 G5

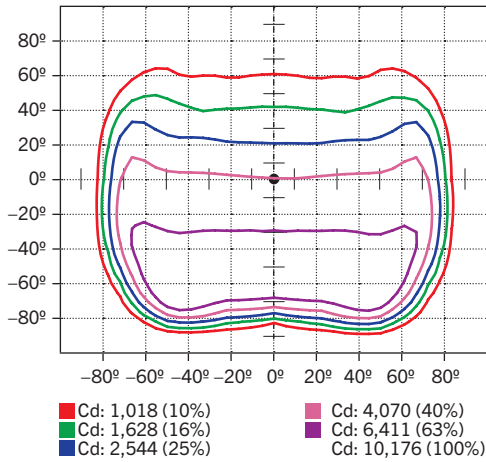
\* Backlight, Uplight, Glare

# AL-LED-M1-X-140HV-8XX-NM

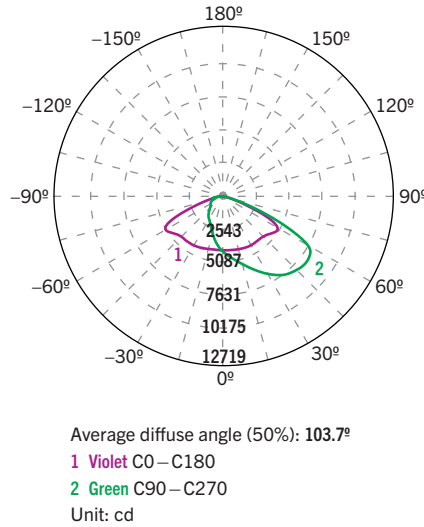
## LED AREA LIGHT FIXTURES

### PHOTOMETRIC SPECIFICATIONS (TYPE 4 [IV])

#### ISOCANDELA PLOT



#### LUMINOUS INTENSITY DISTRIBUTION



#### FLUX DISTRIBUTION

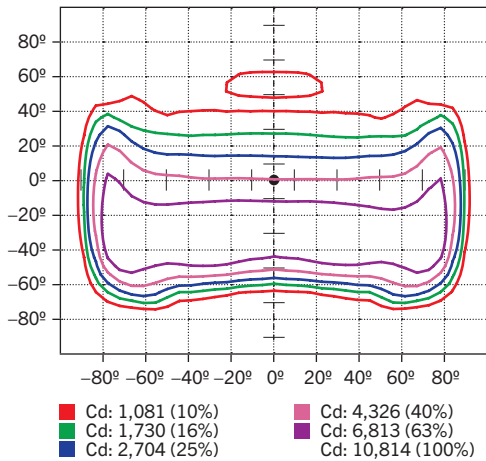
Zone	Lumens	% Luminaire
<b>Forward Light</b>	15,240 lm	76.7%
0°–30°	2,099 lm	10.6%
30°–60°	7,615 lm	38.3%
60°–80°	5,243 lm	26.4%
80°–90°	283 lm	1.4%
<b>Back Light</b>	4,632 lm	23.3%
0°–30°	1,236 lm	6.2%
30°–60°	2,282 lm	11.5%
60°–80°	1,021 lm	5.1%
80°–90°	93 lm	0.5%
<b>Up Light</b>	0 lm	0.0%
90°–100°	0 lm	0.0%
100°–180°	0 lm	0.0%

BUG* Rating	
Asymmetrical Luminaire Types	
Type I, II, III, IV	B3 U0 G3
Quadrilateral Symmetrical Luminaire Types	
Type V, Area Light	B3 U0 G3

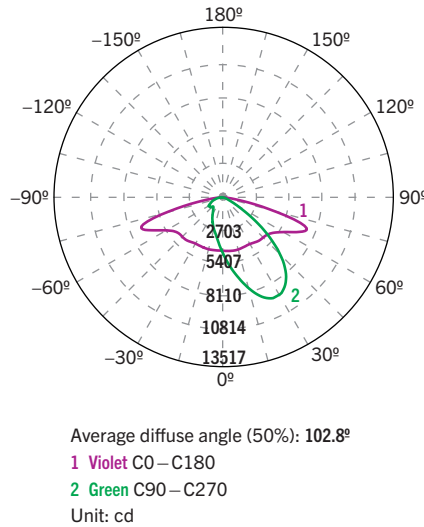
\* Backlight, Uplight, Glare

### PHOTOMETRIC SPECIFICATIONS (TYPE 2 [II])

#### ISOCANDELA PLOT



#### LUMINOUS INTENSITY DISTRIBUTION



#### FLUX DISTRIBUTION

Zone	Lumens	% Luminaire
<b>Forward Light</b>	15,317 lm	77.6%
0°–30°	2,837 lm	14.4%
30°–60°	8,473 lm	43.0%
60°–80°	3,789 lm	19.2%
80°–90°	218 lm	1.1%
<b>Back Light</b>	4,410 lm	22.4%
0°–30°	1,174 lm	6.0%
30°–60°	1,965 lm	10.0%
60°–80°	1,189 lm	6.0%
80°–90°	82 lm	0.4%
<b>Up Light</b>	0 lm	0.0%
90°–100°	0 lm	0.0%
100°–180°	0 lm	0.0%

BUG* Rating	
Asymmetrical Luminaire Types	
Type I, II, III, IV	B3 U0 G3
Quadrilateral Symmetrical Luminaire Types	
Type V, Area Light	B3 U0 G2

\* Backlight, Uplight, Glare













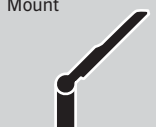

# AL-LED-M1-X-140HV-8XX-NM

## LED AREA LIGHT FIXTURES

### EPA SPECIFICATIONS

#### Medium-Size Fixture Housing

Conditions: Horizontal winds only for calculations. Worst case total projected area used for calculations. All drag coefficients are set as worst case 1.2. For details on exact EPA calculations and assumptions, please contact your sales representative.

EPA Calcs (1.2*ft <sup>2</sup>   View)		Single Fixture	2 Fixtures at 90°	2 Fixtures at 180°	3 Fixtures at 90°	3 Fixtures at 120°	4 Fixtures at 90°	2 Fixtures Side-by-Side	3 Fixtures Side-by-Side	4 Fixtures Side-by-Side
Mounting Application	Fixture Position									
Adjustable Pole Mount 	Horizontal	0.50 sq. ft.	0.78 sq. ft.	1.01 sq. ft.	1.19 sq. ft.	1.28 sq. ft.	1.19 sq. ft.	0.74 sq. ft.	1.11 sq. ft.	1.48 sq. ft.
Adjustable Pole Mount 	45°	1.27 sq. ft.	1.73 sq. ft.	1.27 sq. ft.	2.20 sq. ft.	3.10 sq. ft.	2.20 sq. ft.	2.53 sq. ft.	3.80 sq. ft.	5.07 sq. ft.
Slip Fitter Mount 	Horizontal	0.48 sq. ft.	0.87 sq. ft.	0.97 sq. ft.	1.30 sq. ft.	1.37 sq. ft.	1.30 sq. ft.	0.86 sq. ft.	1.30 sq. ft.	1.73 sq. ft.
Slip Fitter Mount 	45°	1.34 sq. ft.	1.80 sq. ft.	1.34 sq. ft.	2.28 sq. ft.	3.06 sq. ft.	2.28 sq. ft.	2.67 sq. ft.	4.01 sq. ft.	5.35 sq. ft.
Slip Fitter Mount 	Vertical	1.76 sq. ft.	2.25 sq. ft.	1.76 sq. ft.	2.73 sq. ft.	2.94 sq. ft.	2.73 sq. ft.	3.53 sq. ft.	5.29 sq. ft.	7.06 sq. ft.

### ORDERING INFORMATION

ORDER CODE	PACK QTY.	UPC	Easy Code
AL-LED-M1-3-140HV-840-NM	1	843654135601	LRS-57
AL-LED-M1-3-140HV-850-NM	1	843654135618	IFQ-31
AL-LED-M1-5-140HV-840-NM	1	843654135625	NIQ-41
AL-LED-M1-5-140HV-850-NM	1	843654135632	MMV-77