



# DIRECT DRIVE LED

LINE VOLTAGE TUBES

## KT-LED24T8-60GC-850-D

T8 LED LAMP

### DESCRIPTION

24W T8 LED | 5000K | >83 CRI | High Efficiency



**10 YEAR**  
LIMITED WARRANTY

<b>LAMP TYPE:</b> Linear
<b>BULB TYPE:</b> T8 LED
<b>BASE TYPE:</b> G13 (Medium Bi-Pin)
<b>WATTAGE:</b> 24W
<b>COLOR TEMPERATURE:</b> 5000K
<b>COLOR RENDERING INDEX (CRI):</b> >83
<b>WARRANTY:</b> 10 Years



### PRODUCT FEATURES

- Replacement for Conventional Fluorescent Lamp
- 50,000+ Hour Lifetime
- Approximately 40% More Energy Efficient than Standard F32T8 Lamps
- Environmentally Friendly: No Mercury Used
- Instant Startup
- Frosted Lens Eliminates Pixelation
- UL Classified
- Operating Temperature: -20°C/-4°F to 45°C/113°F
- Integral Driver (Isolated), Eliminates the Need for External Driver or Ballast
- 100+ Lumens per Watt
- Improved Lamp Durability with Shatterproof Coated Glass, designed to pass drop tests of 6' on hard surface
- ETL Sanitation Listed NSF/ANSI Standard 2 - Food Equipment, Splash Zone (Not for Direct Food Zone without additional fixture considerations)

### OPERATING SPECIFICATIONS

#### ELECTRICAL SPECIFICATIONS

Input Voltage	Power Consumption	Power Factor	Input Current
120-277Vac	24W	>0.9	0.20A @ 120V 0.08A @ 277V

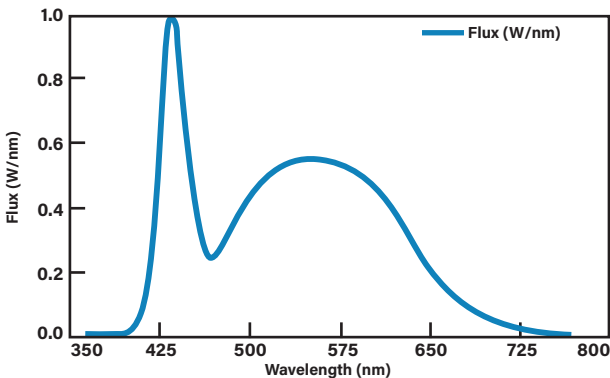
#### PHOTOMETRIC SPECIFICATIONS

Color Temperature (CCT)	5000K
Luminous Flux	2500 lm
Color Rendering Index (CRI)	>83
Efficacy	104 lm/W
Beam Angle	240°
Visible Light Area	325°

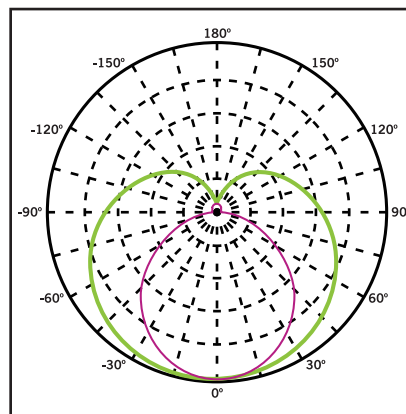
#### RATED LIFE

L70 (Hours)	50,000
-------------	--------

#### SPECTRAL DISTRIBUTION



#### POLAR CANDELA DISTRIBUTION



1. Violet Vertical Plane through Horizontal Angles (90-270)
2. Green Vertical Plane through Horizontal Angles (0-180)



# DIRECT DRIVE LED

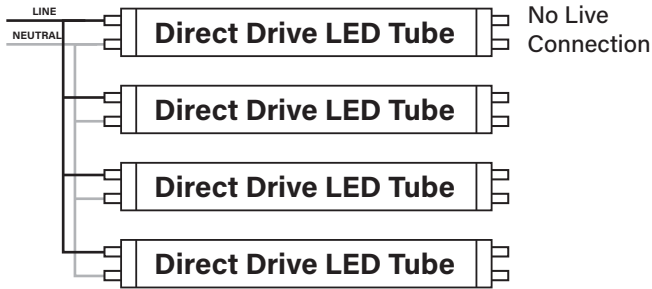
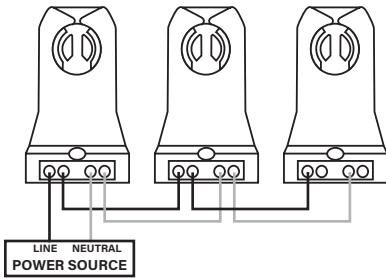
LINE VOLTAGE TUBES

## KT-LED24T8-60GC-850-D


T8 LED LAMP

### WIRING DIAGRAMS

1. Wire fixture as shown below.



#### Typical Non-Shunted Lampholder



Connect wires directly to these terminals

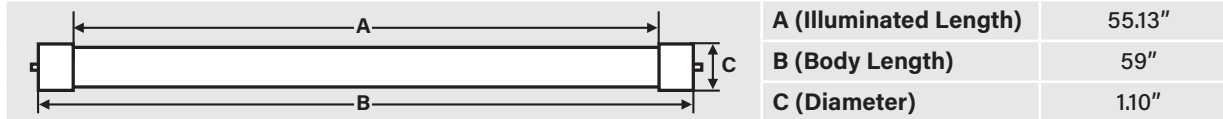
**CAUTION: Use only non-shunted lampholders.**

Do not install product in a fixture with shunted lampholders (found in all fixtures using instant start ballasts). If the current lampholders are shunted, remove them and replace them with non-shunted lampholders. Make new connections directly to terminals as indicated above.

Keystone can provide any style replacement lampholders. Call us at 800-464-2680.

### PHYSICAL SPECIFICATIONS

#### LAMP DIMENSIONS



NOMINAL LENGTH: 60" BASE TYPE: G13 (Medium Bi-Pin)

### ORDERING INFORMATION

ORDER CODE	PACKAGING STYLE	PACK QTY.	ITEM STATUS
KT-LED24T8-60GC-850-D-CP	Carton Pack (Egg Crate Packaging)	25	Quick Ship

### CATALOG NUMBER BREAKDOWN

# KT-LED24T8-60GC-850-D-CP

