



KTLD-25-UV-PS450-54-VDIM-LP2

CONSTANT CURRENT LED DRIVER

DESCRIPTION

LED Driver | 25W | 120~277V Input | 300, 350, 400 or 450mA Output



TOTAL POWER: 25W
INPUT VOLTAGE: 120~277Vac ± 10%
INPUT FREQUENCY: 50/60 Hz
OUTPUT CURRENT: 300, 350, 400 or 450mA
DIMMING: 0-10V
WARRANTY: 10 Year Limited



ELECTRICAL SPECIFICATIONS

Input Voltage Range	120~277Vac ± 10%
Frequency	50/60 Hz
Power Factor	> 0.9 under 120~277Vac input with 80~100% load condition (For All Output Currents)
Inrush Current	30A @120V
Max. Input Current	0.26A @120V, 0.14A @240V, 0.12A @277V
THD	< 20% under 120~277Vac input with 80~100% load condition (For All Output Currents)
Load Regulation	± 2%
Line Regulation	± 2%
Output Tolerance	± 5% at Full Load Condition
Turn-On Delay Time	< 0.5s at Full Load Condition
Overshoot	< 10% at Full Load Condition
No Load Power Consumption	< 1W
Ripple & Noise (pk-pk)	< 10%
Withstand Voltage	Input to output, 2,800Vdc, 2mA
Leakage Current	Maximum 0.5mA at 277Vac, 60Hz input
Minimum Dim %	~10% Dimming
Protection	<ul style="list-style-type: none"> Over Voltage Protection: Hiccup mode. Protection will trigger when load voltage exceeds specified output voltage and will auto recover after the fault mode is removed. Over Current Protection: Hiccup mode. Protection will trigger when load current exceeds specified output current and will auto recover after the fault mode is removed. Short Circuit Protection: Hiccup mode. Protection will trigger when short circuited and will auto recover after the fault mode is removed.

PRODUCT SPECIFICATIONS

Catalog Number	Output Current	Output Voltage	Output Power	OCV	Typical Efficiency at 120V	Typical Efficiency at 240V	Typical Efficiency at 277V	Remote Mounting Distance (#18 AWG)	Class 2	
									US	Canada
KTLD-25-UV-PS450-54-VDIM-LP2	300mA	30-54V	16.2W	60V	87%	88%	88%	83 ft	✓	
	350mA	30-54V	18.9W							
	400mA	30-54V	21.6W							
	450mA	30-54V	24.3W							

ENVIRONMENTAL SPECIFICATIONS

Operating Temperature	-40°C/-40°F to 60°C/140°F
Storage Temperature	-40°C/-40°F to 85°C/185°F
Humidity	5% to 95%
MTBF	365,000 hours at 40°C/104°F ambient (~70°C/158°F Case temp)
Life Rating	85,000 hours at 120Vac input, 100% load and 60°C/140°F case temperature
Maximum Case Temperature	90°/194°F
Maximum Case Temperature (tc) for 5-Year Warranty	75°C/167°F

SAFETY AND EMC COMPLIANCE

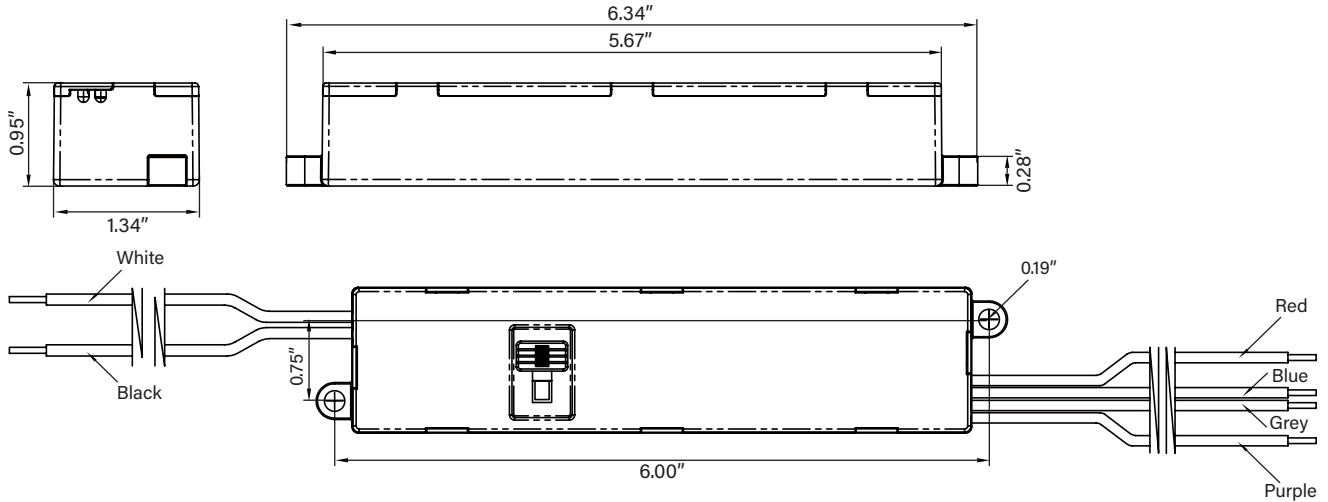
UL/cUL	UL 8750, Class P, UL1310 Class 2
CE	EN61347-1, EN61347-2-13
FCC, 47CFR Part 15	ANSI C63.4:2009 Class B (Consumer Limit)
EN61000-3-2	Harmonic Current Emissions Class C
Sound Rating	Class A Sound Rating (per Energy Star V1.0)



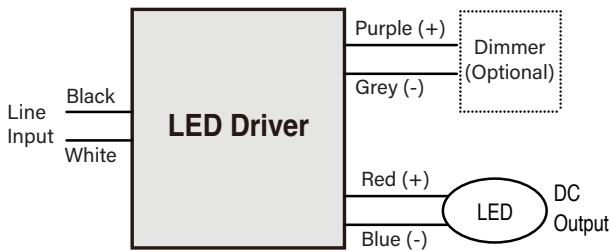
KTLD-25-UV-PS450-54-VDIM-LP2

CONSTANT CURRENT LED DRIVER

PHYSICAL SPECIFICATIONS



WIRING DIAGRAM

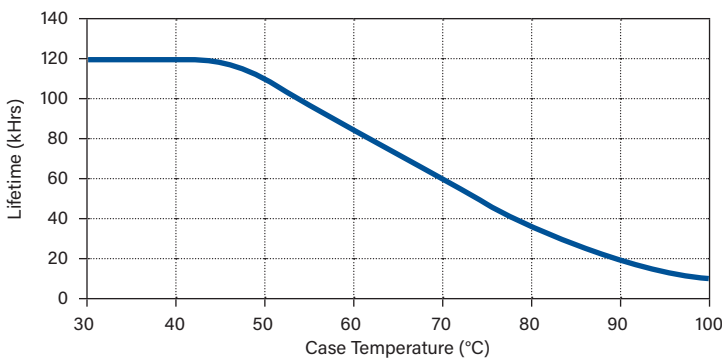


WIRING SPECIFICATIONS

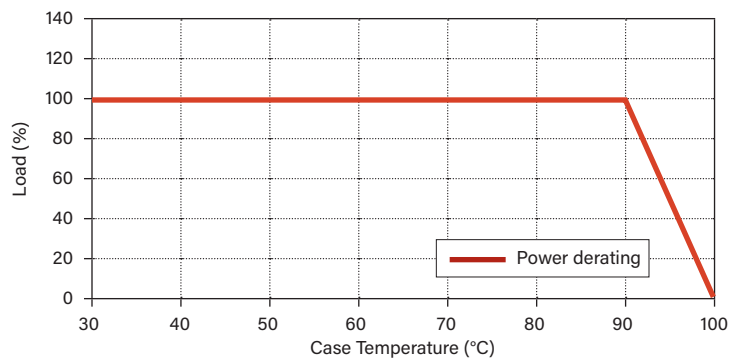
INPUT	12", UL 1569 #18AWG (Black and White)
OUTPUT	12", UL 1569 #18AWG (Red and Blue)
DIMMING	12", UL 1569 #18AWG (Purple and Grey)

PERFORMANCE SPECIFICATIONS

LIFETIME VS CASE TEMPERATURE



POWER DERATING VS CASE TEMPERATURE

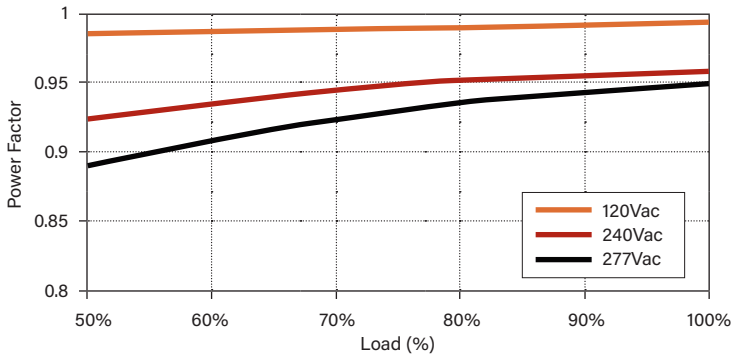




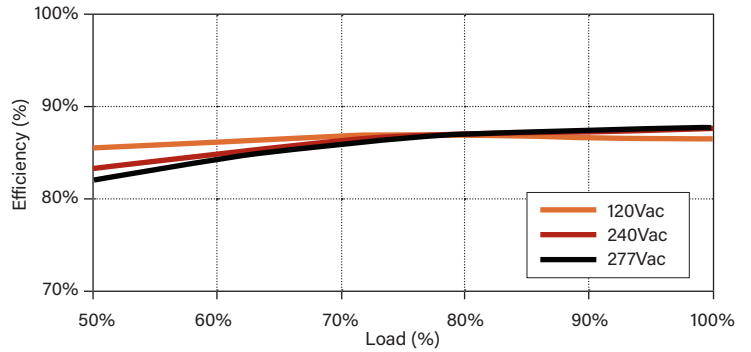
KTLD-25-UV-PS450-54-VDIM-LP2

CONSTANT CURRENT LED DRIVER

POWER FACTOR VS LOAD



EFFICIENCY VS LOAD



ORDERING INFORMATION

ORDER CODE	PACKAGING STYLE	PACK QTY.	ITEM STATUS
KTLD-25-UV-PS450-54-VDIM-LP2	Carton Pack	40	Quick Ship

CATALOG NUMBER BREAKDOWN

KTLD-25-UV-PS450-54-VDIM-LP2

- 1
- 2
- 3
- 4
- 5
- 6
- 7
- 8

- 1** Keystone Technologies LED Driver
- 2** Max. Output Wattage
- 3** 120-277V Input
- 4** Power Select Series
- 5** Max. Output Current
- 6** Max. Output Voltage
- 7** 0-10V Dimming
- 8** Case Style