

# RH-LED-12-150-8XX-P /G2

## ROUND LED HIGH BAY FIXTURE



150W, 120-277V Input, 0-10V Dimming



**5 YEAR**  
WARRANTY

### PRODUCT FEATURES

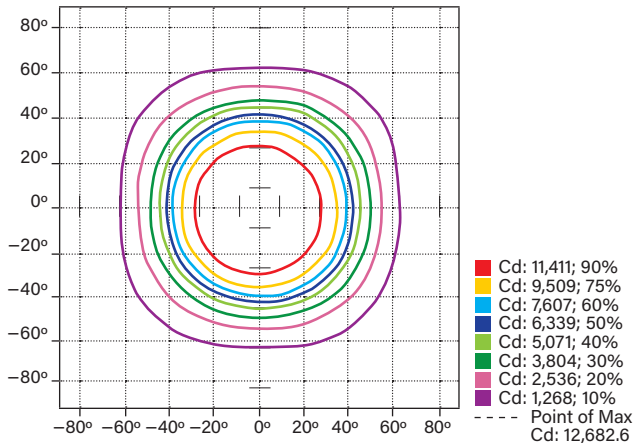
- Includes screw-in receptacle for easy sensor and control installation.
- Powered by 0-10V dimming LED driver
- Ring-bolt mounting accessory included
- 6' cord for power input and dimming wires
- Powder-coated aluminum housing; Polycarbonate lens
- Ribbed lens to reduce glare
- Low optical flicker
- Built-in 6kV surge protection
- LED lifetime: L70 >100,000 hours @ 25°C fixture ambient
- Ambient operating temperature: -40°C/-40°F to 50°C/122°F
- IP65 rated, wet location

### PERFORMANCE SPECIFICATIONS

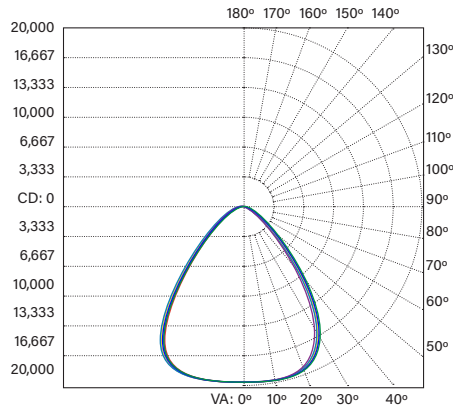
| Catalog Number          | Input Voltage | Wattage | Color Temperature | Lumen Output | Efficacy | Rated Life | CRI  | Power Factor |
|-------------------------|---------------|---------|-------------------|--------------|----------|------------|------|--------------|
| RH-LED-12-150-840-P /G2 | 120-277V      | 150W    | 4000K             | 23,400       | 156 lm/W | 50,000 hrs | > 80 | > 0.9        |
| RH-LED-12-150-850-P /G2 |               |         | 5000K             | 23,600       | 157 lm/W |            |      |              |

### PHOTOMETRIC SPECIFICATIONS

#### ISOCANDELA PLOT



#### POLAR CANDELA DISTRIBUTION



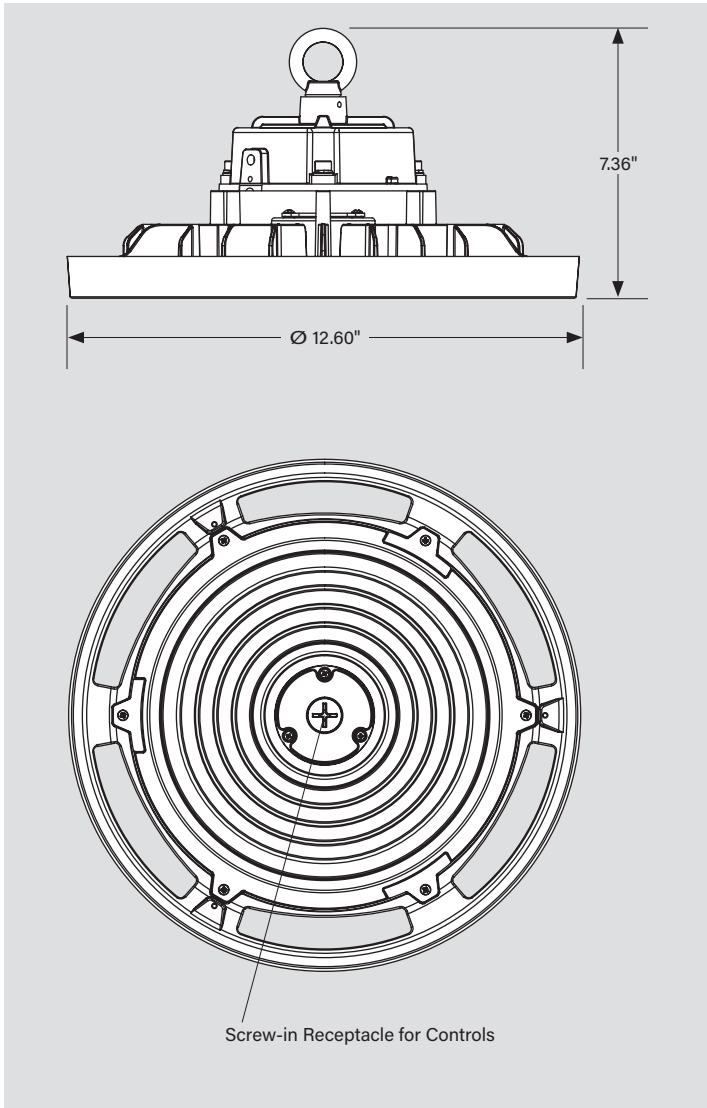
#### ZONAL LUMEN SUMMARY

| Zone  | Lumens   | % Luminaire |
|-------|----------|-------------|
| 0-30  | 10,271.9 | 43.4%       |
| 0-40  | 16,033.4 | 67.8%       |
| 0-60  | 22,131.7 | 93.6%       |
| 60-90 | 1,480.7  | 6.3%        |
| 0-90  | 23,642.5 | 100%        |

# RH-LED-12-150-8XX-P /G2

ROUND LED HIGH BAY FIXTURE

## PHYSICAL SPECIFICATIONS




# RH-LED-12-150-8XX-P /G2

## ROUND LED HIGH BAY FIXTURE

### ACCESSORIES

#### SENSORS

Factory-Installable OR Field-Installable (field-installable purchased separately)

| ✓ | SUFFIX* | CATALOG NUMBER       | DESCRIPTION  | UPC          | EASY CODE |
|---|---------|----------------------|--|--------------|-----------|
|   | /FC3    | KTSL-FC3-12V-PKO-PIR | Bluetooth mesh screw-in PIR occupancy sensor with built-in fixture controller for SmartLoop system  | 843654138862 | OCW-60    |
|   | /PIR-A  | KTS-PIR3-12V-PKO /A  | Screw-in PIR sensor, preset for 1 min hold time, 3 min standby time at 30% dim, daylight disabled  | 843654133638 | RXQ-30    |
|   | /PIR-B  | KTS-PIR3-12V-PKO /B  | Screw-in PIR sensor, preset for 5 min hold time, 10 min standby time at 10% dim, daylight disabled   | 843654133645 | LEF-34    |
|   | /MW3-A  | KTS-MW3-12V-PKO /A   | Screw-in microwave sensor, preset for 1 min hold time, 3 min standby time at 30% dim, daylight disabled  | 843654133317 | XYR-25    |
|   | /MW3-B  | KTS-MW3-12V-PKO /B   | Screw-in microwave sensor, preset for 5 min hold time, 10 min standby time at 10% dim, daylight disabled   | 843654133324 | SPF-37    |

\* For factory installation of accessory, add suffix to fixture part number (see ordering examples and instructions on last page of spec sheet).



Field-Installable / Field-Use ONLY (purchased separately)

| CATALOG NUMBER        | DESCRIPTION   | UPC          | EASY CODE |
|-----------------------|---|--------------|-----------|
| KTS-MW3-REMOTECONTROL | Remote control for KTS-MW3-12V-PKO /A or /B and KTS-PIR3-12V-PKO /A or /B sensors, used to set and adjust all sensor settings | 843654132020 | XSR-61    |

#### CORD SETS & PLUGS

Factory-Installable OR Field-Installable (field-installable purchased separately)

| ✓ | SUFFIX* | CATALOG NUMBER | DESCRIPTION                      | UPC          | EASY CODE |
|---|---------|----------------|----------------------------------|--------------|-----------|
|   | /L515P  | KT-P-L515P     | 125V NEMA L5-15P twist lock plug | 843654123486 | GEW-06    |
|   | /L615P  | KT-P-L615P     | 250V NEMA L6-15P twist lock plug | 843654138619 | VPX-09    |
|   | /L715P  | KT-P-L715P     | 277V NEMA L7-15P twist lock plug | 843654123493 | ETV-78    |

\* For factory installation of accessory, add suffix to fixture part number (see ordering examples and instructions on last page of spec sheet).

Note: For cord sets not listed here, please contact your Keystone sales rep.

#### EMERGENCY BACKUP

Factory-Installable OR Field-Installable (field-installable purchased separately)

| ✓ | SUFFIX* | CATALOG NUMBER                | DESCRIPTION  | UPC          | EASY CODE |
|---|---------|-------------------------------|--|--------------|-----------|
|   | /EM     | KT-EMRG-LED-40SD-5000-CEN /SF | One Piece 40W Constant Wattage Design with Self Diagnostics. Approx 5000 lumens, Single Flex Cable with Included J-Box, 120-277V Input. CEC T20 Compliant. | 843654144320 | UGW-62    |

\* For factory installation of accessory, add suffix to fixture part number (see ordering examples and instructions on last page of spec sheet).

† Factory installation of emergency backup units will automatically include any relevant mounting bracket.

(Accessories continued on next page)

# RH-LED-12-150-8XX-P /G2

## ROUND LED HIGH BAY FIXTURE

### ACCESSORIES (continued)

#### MOUNTS AND BRACKETS

Factory-Installable OR Field-Installable (field-installable purchased separately)

| ✓ | SUFFIX* | CATALOG NUMBER        | DESCRIPTION   | UPC          | EASY CODE |
|---|---------|-----------------------|---|--------------|-----------|
|   | /WG     | KT-RHLED-WG-1-KIT /G2 | Thick steel wire guard, premium powdercoat construction, includes mounting hardware, fits all "12C" sized high bay fixtures | 843654133263 | NPV-09    |



KT-RHLED-WG-2-KIT /G2

\* For factory installation of accessory, add suffix to fixture part number (see ordering examples and instructions on last page of spec sheet).

Field-Installable / Field-Use ONLY (purchased separately)

| CATALOG NUMBER          | DESCRIPTION  | UPC          | EASY CODE |
|-------------------------|--|--------------|-----------|
| KT-RHLED-SM-1-KIT /G2   | Steel surface mount kit, includes mounting hardware, fits all "12C" sized high bay fixtures  | 843654133249 | JXD-63    |
| KT-RHLED-JBOX-PM /G2    | J-Box, optimized for pole pendant and step down transformer applications, fits all round LED high bay fixtures                         | 843654133300 | RAQ-94    |
| KT-RHLED-AR90-1-KIT /G2 | Aluminum dome reflector, 90 beam angle, includes mounting hardware, fits all "12C" sized high bay fixtures                             | 843654133287 | ZOV-89    |
| KT-RHLED-CL90-1-KIT /G2 | Clear polycarbonate dome reflector with bottom lens, 90 beam angle, includes mounting hardware, fits all "12C" sized high bay fixtures | 843654133614 | FVZ-16    |



Surface Mount Kit  
KT-RHLED-SM-1-KIT /G2

J-Box  
KT-RHLED-JBOX-PM /G2




Aluminum Dome Reflector  
KT-RHLED-AR90-1-KIT /G2

Clear polycarbonate dome reflector  
KT-RHLED-CL90-1-KIT /G2

#### STEP DOWN TRANSFORMER

Factory-Installable OR Field-Installable (field-installable purchased separately)

| ✓ | SUFFIX* | CATALOG NUMBER       | DESCRIPTION  | UPC          | EASY CODE |
|---|---------|----------------------|--|--------------|-----------|
|   | /480    | KTAT-250-480-277 /SF | Fully enclosed, single flex step-down transformer for LED high bay fixtures (250VA or lower) | 843654102931 | XIM-17    |



KTAT-250-480-277 /SF



# RH-LED-12-150-8XX-P /G2

## ROUND LED HIGH BAY FIXTURE

### ORDERING INFORMATION

| ORDER CODE              | PACK QTY. | UPC          | Easy Code |
|-------------------------|-----------|--------------|-----------|
| RH-LED-12-150-840-P /G2 | 1         | 843654137957 | MDM-55    |
| RH-LED-12-150-850-P /G2 | 1         | 843654137964 | XYN-35    |

### CATALOG NUMBER BREAKDOWN

# RH-LED-12-150-8XX-P /G2

|   |   |   |   |   |   |   |   |
|---|---|---|---|---|---|---|---|
| 1 | 2 | 3 | 4 | 5 | 6 | 7 | 8 |
|---|---|---|---|---|---|---|---|

- 1 Round High Bay Fixture
- 2 LED
- 3 12" Nominal Size
- 4 Wattage
- 5 80 CRI
- 6 CCT
- 7 Premium Series
- 8 Generation 2

### ORDERING EXAMPLES

FIXTURE WITH MULTIPLE FACTORY-INSTALLED ACCESSORIES\*

**RH-LED-12-150-8XX-P /G2 /FC3/L515P/EM/WG/480**




FIXTURE WITH MULTIPLE FACTORY-INSTALLED ACCESSORIES\*

**RH-LED-12-150-8XX-P /G2 /FC3/EM/WG**



FIXTURE WITH TWO FACTORY-INSTALLED ACCESSORIES\*

**RH-LED-12-150-8XX-P /G2 /FC3/L515P**




FIXTURE WITH SINGLE FACTORY-INSTALLED ACCESSORY

**RH-LED-12-150-8XX-P /G2 /FC3**



FIXTURE WITH NO FACTORY-INSTALLED ACCESSORIES

**RH-LED-12-150-8XX-P /G2**



\* When ordering more than one factory-installed accessory, use multiple suffixes as shown in the ordering examples above.  
**Note:** All accessories can also be ordered separately for field installation using just their regular Catalog Number, UPC, or Easy Code.

### KEYSTONE FIXTURE

| CATALOG NUMBER          |
|-------------------------|
| RH-LED-12-150-8xx-P /G2 |

### SENSORS

| SUFFIX | CATALOG NUMBER       |
|--------|----------------------|
| ✓ /FC3 | KTSL-FC3-12V-PKO-PIR |

### CORD SETS

| SUFFIX   | CATALOG NUMBER |
|----------|----------------|
| ✓ /L515P | KT-P-L515P     |

### EMERGENCY BACKUP

| SUFFIX | CATALOG NUMBER                |
|--------|-------------------------------|
| ✓ /EM  | KT-EMRG-LED-40SD-5000-CEN /SF |

### MOUNTS AND BRACKETS

| SUFFIX | CATALOG NUMBER        |
|--------|-----------------------|
| ✓ /WG  | KT-RHLED-WG-1-KIT /G2 |

### STEP DOWN TRANSFORMER

| SUFFIX | CATALOG NUMBER       |
|--------|----------------------|
| ✓ /480 | KTAT-250-480-277 /SF |