



KT-BPLED30-24-8XX-VDIM-P /G2

BACKLIT LED PANEL LIGHT

DESCRIPTION

2' x 4' Backlit LED Panel Light | 30W | 120-277V Input | 0-10V Dimming



10 YEAR
LIMITED WARRANTY

PRODUCT FEATURES

- Aluminum frame featuring stepped-edge design detail and gloss white paint for improved aesthetics
- Backlit style design; fits standard T-grid ceilings
- Suitable for recessed- or surface-mount (with optional accessories)*
- Construction features precise optical lenses over each individual LED, offering optimal light diffusion and consistent surface illumination, with no risk of yellowing over product lifetime
- Suitable for damp locations
- Powered by Keystone 0-10V dimmable LED driver with built-in junction box
- Compatible with Keystone SmartSafe LED emergency backup
- Over 50% energy savings compared to traditional fluorescent troffers
- Operating temperature range: -20°C/-4°F to 40°C/104°F
- Available with Keystone's Smart Loop Bluetooth™ mesh wireless system, with features such as high-end trim, grouping, occupancy/vacancy sensing, and scheduling.

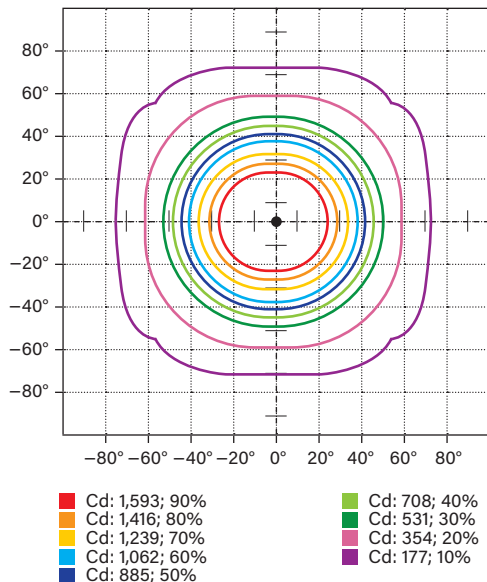
* For use in non-fire rated installations only

PERFORMANCE SPECIFICATIONS

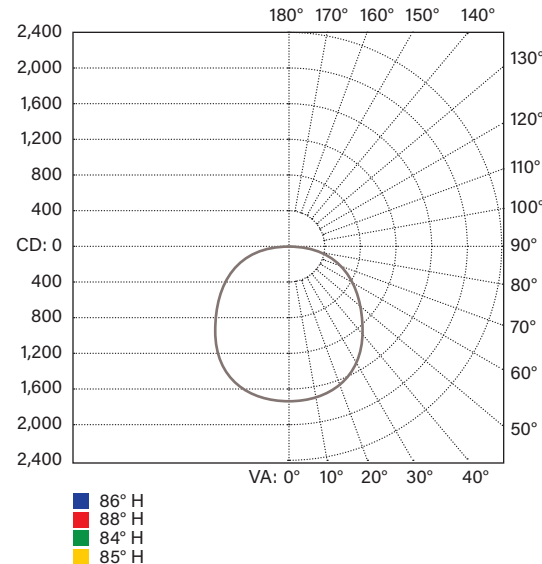
Catalog Number	Input Voltage	Wattage	Color Temperature	Lumen Output	Efficacy	CRI	Power Factor	UGR	Lifetime
KT-BPLED30-24-835-VDIM-P /G2	120-277V	30W	3500K	3750	125 lm/W	>80	>0.9	<19	50,000 Hours
KT-BPLED30-24-840-VDIM-P /G2	120-277V	30W	4000K	3750	125 lm/W	>80	>0.9	<19	50,000 Hours
KT-BPLED30-24-850-VDIM-P /G2	120-277V	30W	5000K	3750	135 lm/W	>80	>0.9	<19	50,000 Hours

PHOTOMETRIC SPECIFICATIONS

ISOCANDELA PLOT



POLAR CANDELA PLOT



ZONAL LUMEN SUMMARY

Zone	Lumens	% Luminaire
0-60	3,155.2	85.9%
60-90	512.8	14.0%
0-90	3671.6	100%

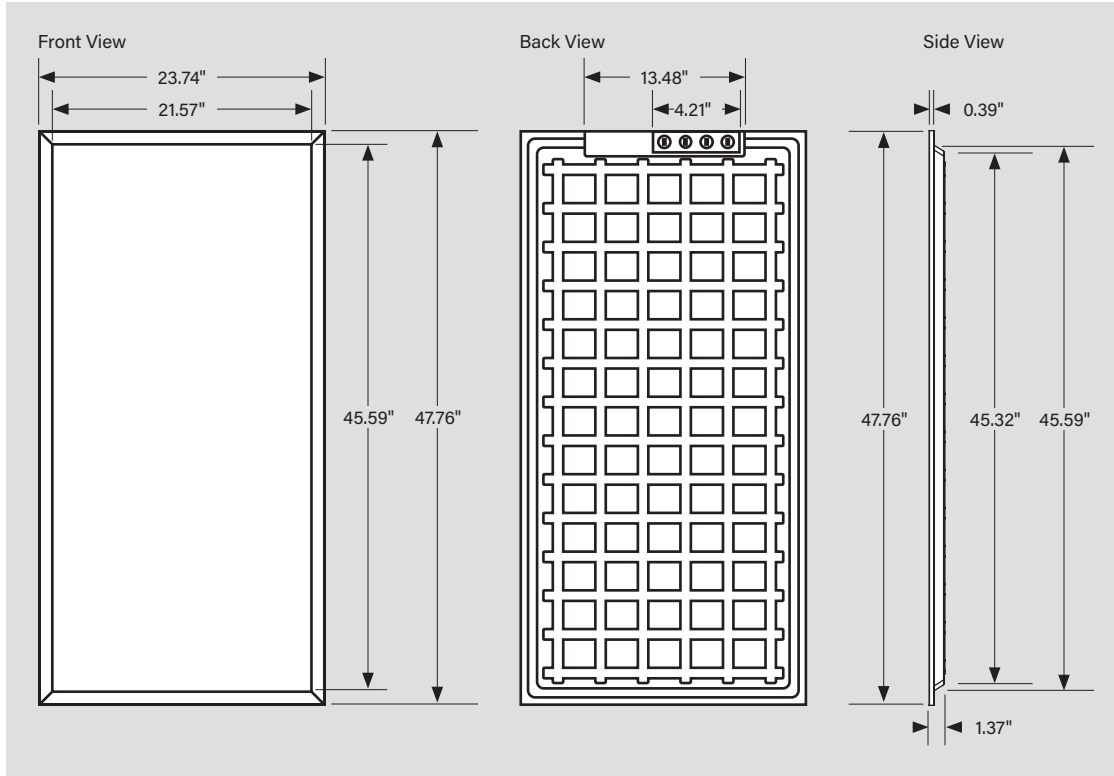


KT-BPLED30-24-8XX-VDIM-P /G2

BACKLIT LED PANEL LIGHT

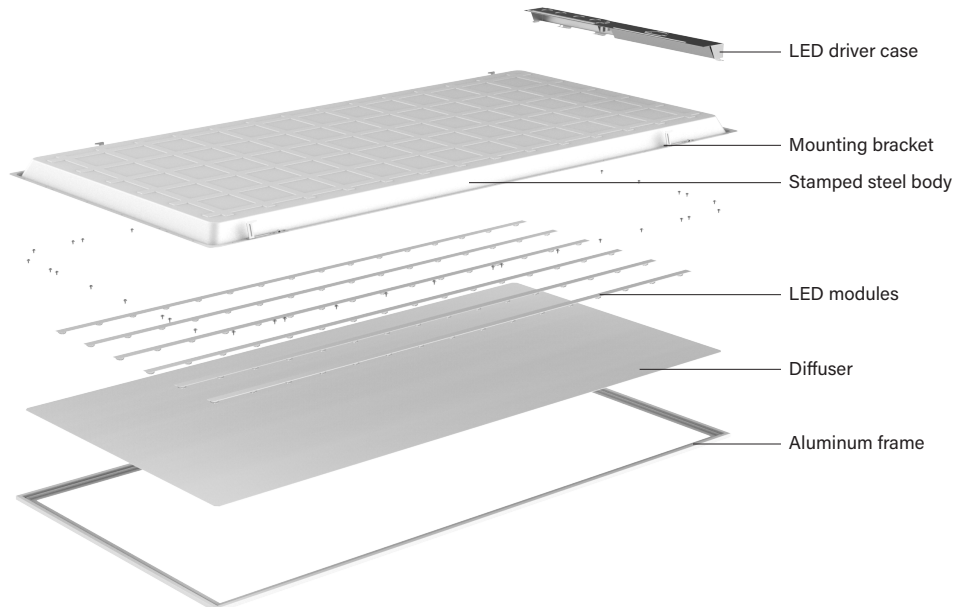
PHYSICAL SPECIFICATIONS

WEIGHT INFORMATION



1 Piece	1 Carton
11.50 lbs.	23.00 lbs.

EXPLODED VIEW CONSTRUCTION FEATURES





KT-BPLED30-24-8XX-VDIM-P /G2

BACKLIT LED PANEL LIGHT

ACCESSORIES

SENSORS

Factory-Installable OR Field-Installable (field-installable purchased separately)

✓	SUFFIX*	CATALOG NUMBER	DESCRIPTION	UPC	EASY CODE
	/FC1-PIR	KTSL-FC1-UV-KO-PIR	Bluetooth mesh wireless fixture controller for SmartLoop system with remote mount PIR motion sensor with daylight harvesting and high-end trim; 120-277V; 3A max load with 0-10V dimming	843654129259	MGZ-59




Smart Loop PIR Sensor
KTSL-FC1-UV-KO-PIR

Note: Keystone SmartLoop is a DLC Qualified Network Lighting Control solution, offering advanced functions such as complete wireless control, zoning, high-end trim, occupancy/vacancy sensing, scene setting, and scheduling. To learn more about SmartLoop, please visit <http://www.keystonetech.com/smartloop>.

* For factory installation of accessory, add suffix to fixture part number (see ordering examples and instructions on last page of spec sheet).

Field-Installable / Field-Use ONLY (purchased separately)

CATALOG NUMBER	DESCRIPTION	UPC	EASY CODE
KTSL-WS1-B-SG /G2	Bluetooth mesh wireless battery powered wall switch for SmartLoop system	843654141695	FYH-31



Bluetooth Wireless Keypad
KTSL-WS1-B-SG /G2

(Accessories continued on next page)

KT-BPLED30-24-8XX-VDIM-P /G2

BACKLIT LED PANEL LIGHT

ACCESSORIES (continued)

CORD SETS

Factory-Installable OR Field-Installable (field-installable purchased separately)

✓	SUFFIX*	CATALOG NUMBER	DESCRIPTION	UPC	EASY CODE
	/515P-6	KT-CS-515P-6-18/3	Cord set for high bay; 125V NEMA 5-15P; straight blade plug; 6' SJTOW cable; 18/3 wire	843654140124	UKH-26
	/L715P-10	KT-CS-L715P-10-16/3	Cord set for high bays; 277V NEMA L7-15P; twist lock plug; 10' SJTOW cable; 16/3 wire	843654140131	SFV-88
	/L615P-10	KT-CS-L615P-10-16/3	Cord set for high bays; 250V NEMA L6-15P; twist lock plug; 10' SJTOW cable; 16/3 wire	843654140148	ZQS-05
	/L515P-10	KT-CS-L515P-10-16/3	Cord set for high bays; 125V NEMA L5-15P; twist lock plug; 10' SJTOW cable; 16/3 wire	843654140155	GVH-22
	/L715P-6	KT-CS-L715P-6-16/3	Cord set for high bays; 277V NEMA L7-15P; twist lock plug; 6' SJTOW cable; 16/3 wire	843654140162	DVU-44
	/L615P-6	KT-CS-L615P-6-16/3	Cord set for high bays; 250V NEMA L6-15P; twist lock plug; 6' SJTOW cable; 16/3 wire	843654140179	LCW-66
	/L515P-6	KT-CS-L515P-6-16/3	Cord set for high bays; 125V NEMA L5-15P; twist lock plug; 6' SJTOW cable; 16/3 wire	843654140186	POC-82
	/MC-6-3	KT-MC-NP-6-18/3	MC cable whip for high bays; no plug; inners 1/2" strip on both ends; 6' metal-clad cable; 18/3 wire	843654134505	EYP-82
	/MC-6-5	KT-MC-NP-6-18/5	MC cable whip for high bays; no plug; inners 1/2" strip on both ends; 6' metal-clad cable; 18/5 wire (dimming wires included)	843654134512	CBU-56
	/NP-10	KT-CS-NP-10-16/3	Cord for high bays; no plug; inners 1/2" strip on both ends; 10' SJTOW cable; 16/3 wire	843654140193	YOH-90
	/NP-6	KT-CS-NP-6-16/3	Cord for high bays; no plug; inners 1/2" strip on both ends; 6' SJTOW cable; 16/3 wire	843654140216	HUB-73
	/NP-15	KT-CS-NP-15-16/3	Cord for high bays; no plug; inners 1/2" strip on both ends; 15' SJTOW cable; 16/3 wire	843654140209	EYD-18



Cord Sets

* For factory installation of accessory, add suffix to fixture part number (see ordering examples and instructions on last page of spec sheet).
Note: For cord sets not listed here, please contact your Keystone sales rep.

(Accessories continued on next page)



KT-BPLED30-24-8XX-VDIM-P /G2

BACKLIT LED PANEL LIGHT

ACCESSORIES (continued)

EMERGENCY BACKUP

Factory-Installable OR Field-Installable (field-installable purchased separately)


✓	SUFFIX*	CATALOG NUMBER	DESCRIPTION	UPC	EASY CODE
	/EM5 [†]	KT-EMRG-LED-5C-500-EN /DF	5W, 500 lumen Smart Safe emergency backup with dual flex cables	843654132433	RAR-74
	/EM12 [†]	KT-EMRG-LED-12C-1200-EN /DF	12W, 1200 lumen Smart Safe emergency backup with dual flex cables	890949019900	YCV-23



* For factory installation of accessory, add suffix to fixture part number (see ordering examples and instructions on last page of spec sheet).
[†] Factory installation of emergency backup units will automatically include any relevant mounting bracket.

Field-Installable / Field-Use ONLY (purchased separately)

CATALOG NUMBER	DESCRIPTION	UPC	EASY CODE
KT-BPLED-EM-22/4-KIT	Emergency LED backup mounting bracket kit for LED high bay fixtures	843654128047	EIG-03



(Accessories continued on next page)

KT-BPLED30-24-8XX-VDIM-P /G2


BACKLIT LED PANEL LIGHT

ACCESSORIES (continued)

MOUNTS AND BRACKETS

Factory-Installable OR Field-Installable (field-installable purchased separately)

✓	SUFFIX*	CATALOG NUMBER	DESCRIPTION	UPC	EASY CODE
	/JBOX	KT-BPLED-JBOX-2	Larger J-Box add-on for LED backlit panels	843654128245	BMV-31



* For factory installation of accessory, add suffix to fixture part number (see ordering examples and instructions on last page of spec sheet).

Field-Installable / Field-Use ONLY (purchased separately)


CATALOG NUMBER	DESCRIPTION	UPC	EASY CODE
KT-BPLED-SM-24-KIT /G2	Surface Mount kit for 2 × 4 backlit panels	843654134543	CGY-52
KT-BPLED-CABLE-KIT	Aircraft cable hanging kit for LED high bay fixtures	843654133423	JLB-77



STEP-DOWN TRANSFORMERS

Factory-Installable OR Field-Installable (field-installable purchased separately)

✓	SUFFIX*	CATALOG NUMBER	DESCRIPTION	UPC	EASY CODE
	/480†	KTAT-250-480-277 /SF	Fully enclosed, single flex step-down transformer for LED high bay fixtures (250VA or lower)	843654102931	XIM-17



* For factory installation of accessory, add suffix to fixture part number (see ordering examples and instructions on last page of spec sheet).

† Factory installation of step-down transformer units will automatically include any relevant mounting bracket.

* Step-down transformers cannot be ordered in conjunction with standard SJTOW cord set options (contact Keystone sales rep for available custom options if needed).




KT-BPLED30-24-8XX-VDIM-P /G2

BACKLIT LED PANEL LIGHT

FIXTURE ORDERING INFORMATION

CATALOG NUMBER	CARTON QTY.	UPC	EASY CODE
KT-BPLED30-24-835-VDIM-P /G2	2	843654146775	LEX-74
KT-BPLED30-24-840-VDIM-P /G2	2	843654146782	SYW-30
KT-BPLED30-24-850-VDIM-P /G2	2	843654146799	DKE-44

FIXTURE CATALOG NUMBER BREAKDOWN

KT-BPLED30-24-8XX-VDIM-P /G2

1	2	3	4	5	6	7	8	9	10
1 Keystone Technologies	2 Backlit Panel Light LED Fixture	3 Wattage	4 2' x 4' Nominal Size	5 80 CRI	6 Color Temperature	7 0-10V Dimming	8 Premium DLC	9 Second Generation	10 Additional Ordering Options (See details and examples below)


10 Additional Ordering Options

(blank)	No sensor included
/FC1-PIR	Occupancy sensor included

ORDERING EXAMPLES

FIXTURE WITH MULTIPLE FACTORY-INSTALLED ACCESSORIES*

KT-BPLED30-24-840-VDIM-P /G2/FC1-PIR/L715P-6/EM5/JBOX




FIXTURE WITH MULTIPLE FACTORY-INSTALLED ACCESSORIES*

KT-BPLED30-24-840-VDIM-P /G2/FC1-PIR/EM5/JBOX/480




FIXTURE WITH TWO FACTORY-INSTALLED ACCESSORIES*

KT-BPLED30-24-840-VDIM-P /G2/FC1-PIR/JBOX




FIXTURE WITH SINGLE FACTORY-INSTALLED ACCESSORY

KT-BPLED30-24-840-VDIM-P /G2/FC1-PIR



FIXTURE WITH NO FACTORY-INSTALLED ACCESSORIES

KT-BPLED30-24-840-VDIM-P



* When ordering more than one factory-installed accessory, use multiple suffixes as shown in the ordering examples above.
Note: All accessories can also be ordered separately for field installation using just their regular Catalog Number, UPC, or Easy Code.

KEYSTONE FIXTURE

CATALOG NUMBER
KT-BPLED30-24-840-VDIM-P /G2

SENSORS

SUFFIX	CATALOG NUMBER
<input checked="" type="checkbox"/> /FC1-PIR	KTSL-FC1-UV-KO-PIR

CORD SETS

SUFFIX	CATALOG NUMBER
<input checked="" type="checkbox"/> /L715P-6	KT-CS-L715P-6-16/3

EMERGENCY BACKUP

SUFFIX	CATALOG NUMBER
<input checked="" type="checkbox"/> /EM5	KT-EMRG-LED-5C-500-EN /DF

MOUNTS AND BRACKETS

SUFFIX	CATALOG NUMBER
<input checked="" type="checkbox"/> /JBOX	KT-BPLED-JBOX-2

STEP-DOWN TRANSFORMERS

SUFFIX	CATALOG NUMBER
<input checked="" type="checkbox"/> /480	KTAT-250-480-277 /SF

Note: Step-down transformers cannot be ordered in conjunction with standard SJTOW cord set options (contact Keystone sales rep for available custom options if needed).