



KT-EMRG-LED-5-500-AC

CONSTANT WATTAGE LED EMERGENCY BACK-UP



DESCRIPTION

LED Emergency Back-Up Driver | Standard Side Exit Wire Leads | 5W Output

DRIVER TYPE: Constant Wattage LED Emergency
MAX. OUTPUT POWER: 5W
INPUT VOLTAGE: 120-277Vac ±10%
OUTPUT VOLTAGE: 40-300Vdc
OUTPUT CURRENT: Load Dependant
WARRANTY: 5 Years



PRODUCT FEATURES

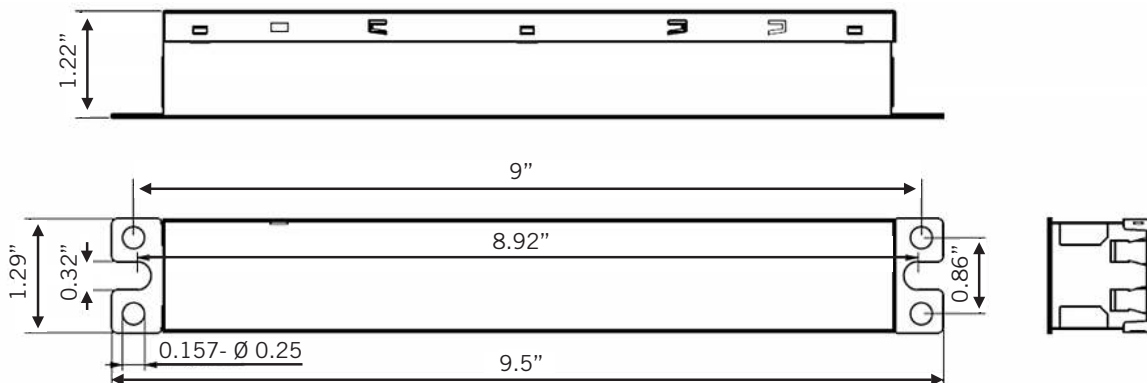
- Optimized for Keystone Single Ended Direct Drive LED tubes
Contact Keystone for details on functioning with other Type B LED tubes
- Illuminates entire LED load at reduced output under emergency mode
- One Piece Design with Metal Housing
- 2 -in- 1 LED test switch and indicator light included
- Evaluated to UL 924 requirements
- 90 Minute operation in Emergency Mode
- UL Listed
- Operating Temperature: 32°F/0°C to 122°F/50°C
- Input Frequency: 50/60 Hz
- Maximum Load of 50W
- Li(NiCoMn)O₂ Battery

ELECTRICAL SPECIFICATIONS

Family	INPUT CHARACTERISTICS			OUTPUT CHARACTERISTICS			
	Input Voltage	Power Factor	Max. Current	Max. Output Power	Rated Output Current	Output Voltage	LED Module Included
5W	120-277Vac	≥0.35	100mA @120V	5W	Load Dependent	40~300Vdc	No

Emergency pack designed to deliver 5W to a constant current LED load. Approximate output is 500 lumens assuming a nominal minimum efficacy of 100lm/W.

PHYSICAL SPECIFICATIONS

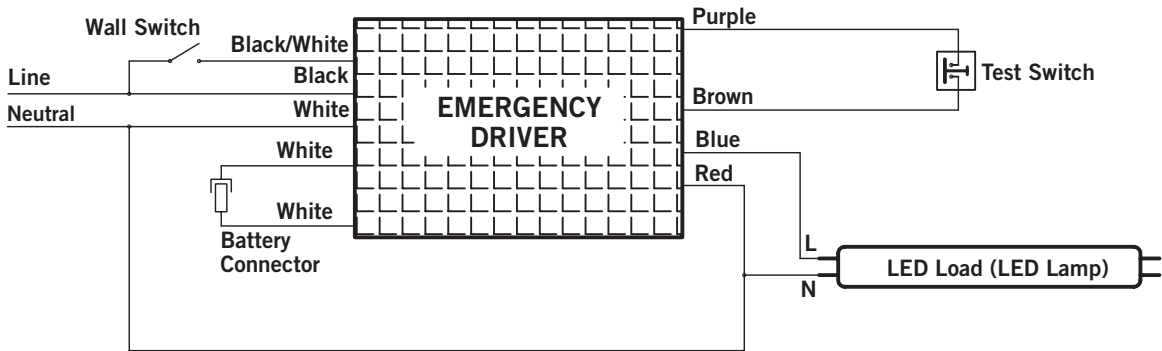
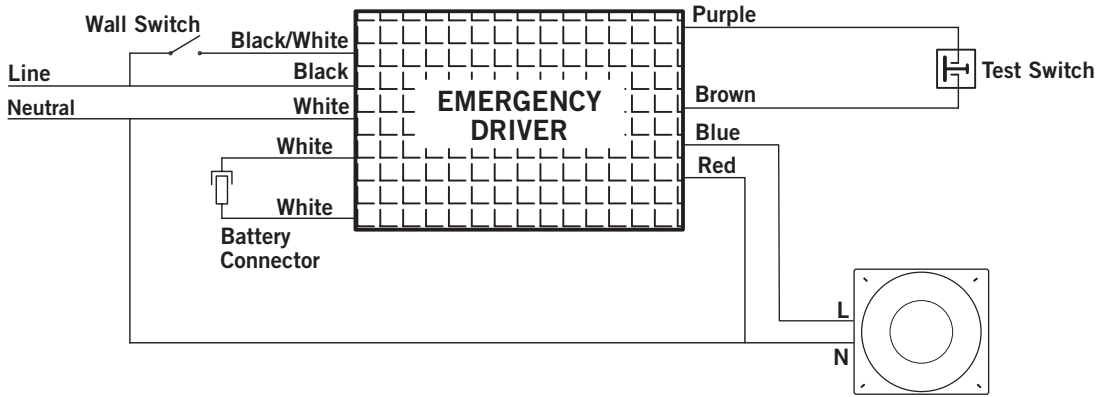




KT-EMRG-LED-5-500-AC

CONSTANT WATTAGE LED EMERGENCY BACK-UP

WIRING DIAGRAM



ORDERING INFORMATION

ORDER CODE	DESCRIPTION	PACKAGING STYLE	PACK QTY.	ITEM STATUS
KT-EMRG-LED-5-500-AC-IP	1-Piece LED Emergency Back Up with Standard Side Exit Wire Leads	Individually Packaged	1	Active

CATALOG NUMBER BREAKDOWN

KT-EMRG-LED-5-500-AC

- 1
- 2
- 3
- 4
- 5
- 6

- 1 Keystone Technologies
- 2 Emergency Back-Up Driver
- 3 LED Driver
- 4 Wattage Family
- 5 Nominal Lumen Output
- 6 Alternating Current