

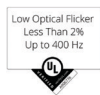


KT-LED15T8-48GC-9XX-D

T8 LED LAMP

DESCRIPTION

15W T8 LED | 4000-5000K | >90 CRI | High-Efficiency



10 YEAR LIMITED WARRANTY

LAMP TYPE: Linear
BULB TYPE: T8 LED
BASE TYPE: G13 (Medium Bi-Pin)
WATTAGE: 15W
COLOR TEMPERATURE: 4000-5000K
COLOR RENDERING INDEX (CRI): > 90
WARRANTY: 10 Years



PRODUCT FEATURES

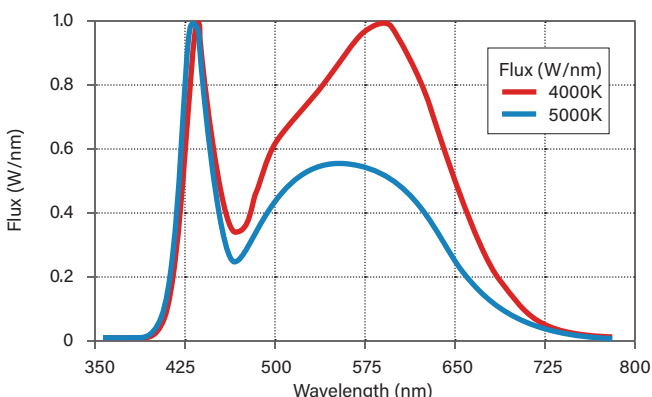
- Replacement for conventional fluorescent lamp
- 50,000+ hour lifetime
- Approximately 40% more energy efficient than standard F32T8 lamps
- Environmentally friendly: No mercury used
- Instant startup
- Frosted lens eliminates pixelation
- UL classified
- Operating temperature: -20°C/-4°F to 45°C/113°F
- UL Flicker Free Design from date code 1903F
- Integral driver (isolated) eliminates the need for external driver or ballast
- 100+ Lumens per Watt
- Improved lamp durability with shatterproof coated glass, designed to pass drop tests of 6' on hard surface
- ETL Sanitation Listed NSF/ANSI Standard 2 — Food Equipment, Splash Zone (Not for direct food zone without additional fixture considerations)
- Lamp is dimmable when used with an appropriate dimming accessory (purchased separately). Contact Keystone for more details to find out what is best for the intended application.

ELECTRICAL AND PERFORMANCE SPECIFICATIONS

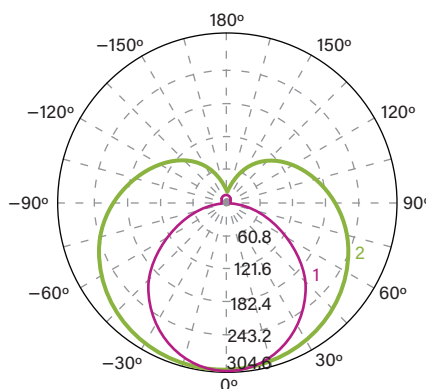
Catalog Number	Input Voltage	Power Consumption	Color Temperature (CCT)	Luminous Flux	Efficacy	Beam Angle	Visible Light Area	Power Factor	Input Current	Rated Life
KT-LED15T8-48GC-940-D	120-277 Vac	15W	4000K	1625 lm	108 lm/W	240°	325°	>0.9	0.13A @ 120V 0.05A @ 277V	L70 (Hours) 50,000
KT-LED15T8-48GC-940-D			5000K	1625 lm	112 lm/W					

PHOTOMETRIC SPECIFICATIONS

SPECTRAL DISTRIBUTION



POLAR CANDELA DISTRIBUTION



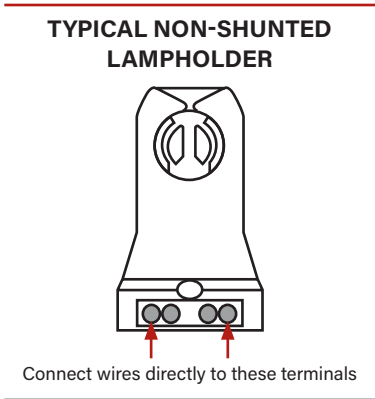
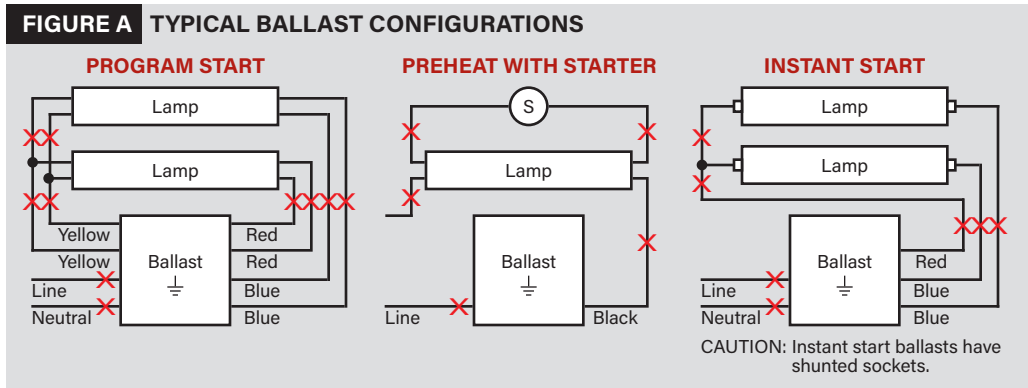
Maximum Candela = 1248.55
 Located at
Horizontal Angle = 0, Vertical Angle = 0

- 1 Violet** Vertical Plane through Horizontal Angles (90-270)
- 2 Green** Vertical Plane through Horizontal Angles (0-180)

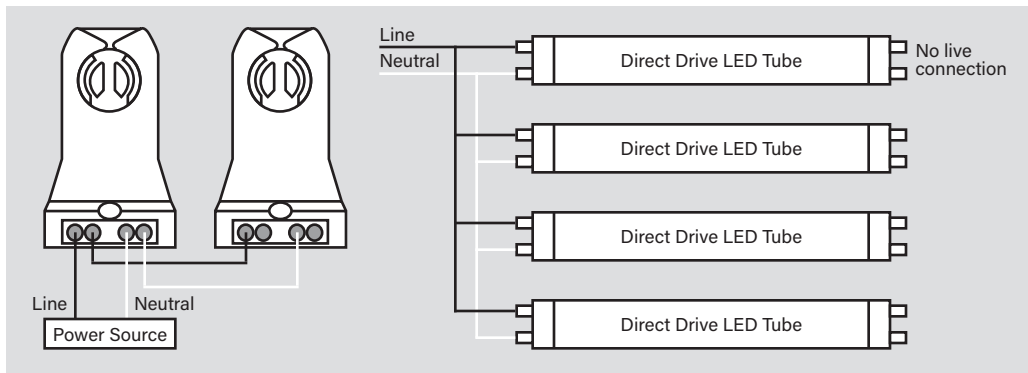
KT-LED15T8-48GC-9XX-D
T8 LED LAMP

WIRING DIAGRAMS

1. Cut all existing connections to ballast as shown below and remove ballast. See *Figure A* for typical ballast configurations.



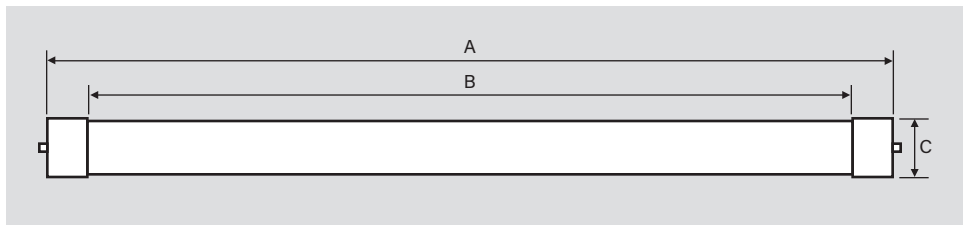
2. Rewire fixture as shown below.



CAUTION: USE ONLY NON-SHUNTED LAMPHOLDERS.

Do not install product in a fixture with shunted lampholders (found in all fixtures using instant start ballasts). If the current lampholders are shunted, remove them and replace them with non-shunted lampholders. Make new connections directly to terminals as indicated above. Keystone can provide any style replacement lampholders. Call us at 800-464-2680.

PHYSICAL SPECIFICATIONS



LAMP DIMENSIONS

A (Body Length)	44.38"
B (Illuminated Length)	47.15"
C (Diameter)	1.10"

NOMINAL LENGTH: 48"
BASE TYPE: G13 (Medium Bi-Pin)



KT-LED15T8-48GC-9XX-D

T8 LED LAMP

ORDERING INFORMATION

ORDER CODE	PACK QTY.	UPC	EASY CODE	DLC PRODUCT ID
KT-LED15T8-48GC-940-D-CP	25	89094901046	XUQ-20	PLLBUH4JTHMW
				PLO5NCX4X586
KT-LED15T8-48GC-950-D-CP	25	89094901045	ENE-10	PL0M694RJ97Y
				PLDW1951EQ9C

CATALOG NUMBER BREAKDOWN

KT-LED15T8-48GC-9XX-D-CP

1
2
3
4
5
6
7
8
9
10

- 1** Keystone Technologies
- 2** LED Lamp
- 3** Wattage
- 4** Lamp Type
- 5** Nominal Length (Inches)
- 6** Shatter-Proof Coated Glass
- 7** 90 CRI
- 8** Color Temperature
- 9** Direct Drive Series
- 10** Packaging Style