



KTEB-218-UV-RS-DW

COMPACT FLUORESCENT ELECTRONIC BALLAST

DESCRIPTION

CFL KIT | (1) or (2) 18W CFL | 120-277 Multi-Voltage | High Power Factor | Rapid Start | Dual Wire Case



STARTING METHOD: Rapid Start
LAMP CONNECTION: Series
INPUT VOLTAGE: 120-277Vac ±10%
INPUT FREQUENCY: 50/60 Hz
POWER FACTOR: High
WARRANTY: 5 Years



PRODUCT FEATURES

- Sound Rated: A
- Minimum Starting Temperature: 0°F, -18°C
- Maximum Case Temperature: 167°F, 75°C
- Meets FCC Part 18 (Class B) Consumer Limits
- Meets ANSI/IEEE C62.41 Category A
- Ballast Frequency for All Listed Lamps: 20KHz-33KHz
- Lamp End-of-Life Protected
- Class P, Type 1 Outdoor

ELECTRICAL SPECIFICATIONS

Lamp Type	No. of Lamps	Input Volts	Input Watts	Input Current	Power Factor	Crest Factor	Ballast Factor	Ballast Efficacy Factor	Max. THD	Wiring Diagram
CFQ18W/G24q	2	120V	43	0.36	0.99	1.53	1.00	2.33	10%	P2-2
		277V	43	0.16	0.98	1.53	1.00	2.33	10%	P2-2
	1	120V	25	0.21	0.99	1.60	1.25	5.00	12%	P1-2
		277V	25	0.10	0.96	1.60	1.25	5.00	12%	P1-2
CFTR18W/GX24q	2	120V	43	0.36	0.99	1.53	1.00	2.33	10%	P2-2
		277V	43	0.16	0.98	1.53	1.00	2.33	10%	P2-2
	1	120V	25	0.21	0.99	1.60	1.25	5.00	12%	P1-2
		277V	25	0.10	0.96	1.60	1.25	5.00	12%	P1-2
CFQ26W/G24q	1	120V	28	0.24	0.99	1.56	1.00	3.57	12%	P1-2
		277V	28	0.10	0.96	1.56	1.00	3.57	12%	P1-2
CFTR26W/GX24q	1	120V	28	0.24	0.99	1.56	1.00	3.57	12%	P1-2
		277V	28	0.10	0.96	1.56	1.00	3.57	12%	P1-2
CFS21W/GR10q	1	120V	24	0.20	0.99	1.59	1.05	4.38	12%	P1-2
		277V	24	0.09	0.96	1.59	1.05	4.38	12%	P1-2
CFS28W/GR10q	1	120V	31	0.26	0.99	1.52	1.00	3.23	10%	P1-2
		277V	31	0.11	0.97	1.52	1.00	3.23	10%	P1-2

PHYSICAL SPECIFICATIONS

CASE DIMENSIONS

	LENGTH	5.00"
	WIDTH	2.40"
	HEIGHT	1.00"
	MOUNTING	4.63"
	CASE STYLE	W1

CASE MATERIAL: Metal

STANDARD LEAD LENGTHS*

BLACK	10"
WHITE	10"
BLUE	10"
RED	10"
YELLOW	10"

*Consult Keystone for special lead length requirements.

Lead wires are 18 AWG 105°C/600V, solid copper.

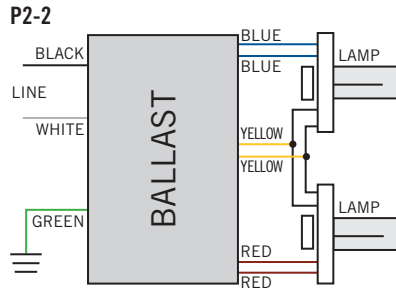
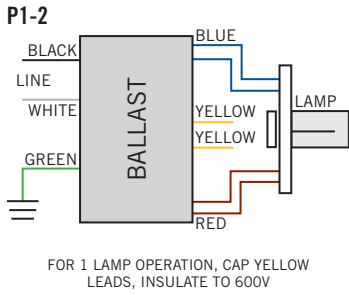
CASE MATERIAL: Steel



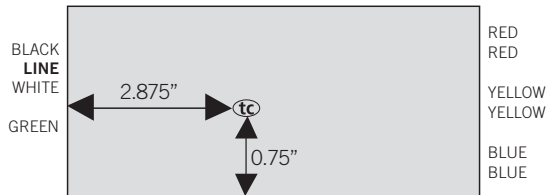
KTEB-218-UV-RS-DW

COMPACT FLUORESCENT ELECTRONIC BALLAST

WIRING DIAGRAMS



HOT SPOT LOCATION



Actual tc point is noted on each ballast label.

ORDERING INFORMATION

ORDER CODE	PACKAGING STYLE	PACK QTY.	ITEM STATUS
KTEB-218-UV-RS-DW-CP	Carton	50	Quick Ship

CATALOG NUMBER BREAKDOWN

