

VT-LED-8A-90PS-8CSA

LED VAPORTIGHT FIXTURE



8' LED Vaportight Fixture, 120–277V Input,
Frosted Lens, 0–10V Dimming

PRODUCT FEATURES

- CCT Selection: Adjust CCT between 3500K, 4000K, or 5000K
- Wattage Selection: Adjust Wattage between 90W, 75W, and 54W
- Powered by 0–10V dimming LED drivers
- Traditional design, narrow body, Vapor Tight fixture, suitable for rugged, demanding applications
- Available with optional integral occupancy sensor accessory
- Ambient operating temperature: –20°C/–4°F to 50°C/122°F
- IP66, suitable for wet location
- ETL Sanitation Listed NSF/ANSI Standard 2 - Food Equipment, Splash Zone (Not for Direct Food Zone)
- THD: < 20%
- Power factor > 0.95



10 YEAR
LIMITED WARRANTY

POWER AND COLOR TEMPERATURE SELECTABILITY

- CCT Selection: Adjustable CCT (3500K/4000K/5000K)
- Wattage Selection: Adjustable Wattage (90W/75W/54W)

PRODUCT SPECIFICATIONS

Catalog Number	Input Voltage	Wattage	Color Temperature	Lumens	Efficacy	Rated Life	CRI	Power Factor
VT-LED-8A-90PS-8CSA*	120-277V	90W	3500K	11,790	131 lm/W	50,000 hrs	>80	>0.9
			4000K	11,880	132 lm/W			
			5000K	11,970	133 lm/W			
		75W	3500K	10,125	135 lm/W			
			4000K	10,200	136 lm/W			
			5000K	10,275	137 lm/W			
		54W	3500K	7,560	140 lm/W			
			4000K	7,614	141 lm/W			
			5000K	7,668	142 lm/W			

ONE CATALOG NUMBER WITH 9 DIFFERENT OPTIONS

* Preset to highest lumen output (90W / 5000K)

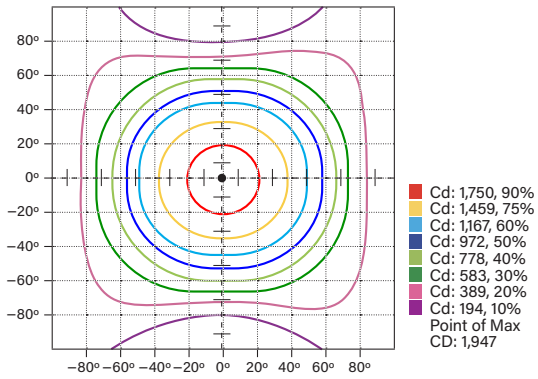
* Color Uniformity: CCT (Correlated Color Temperature) range as per guidelines outlined in ANSI C78.377-2017.

VT-LED-8A-90PS-8CSA

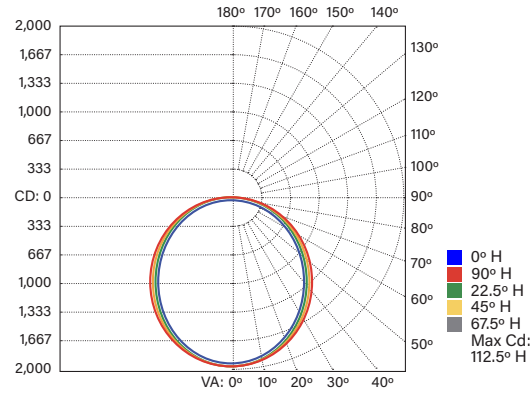
LED VAPORTIGHT FIXTURE

PHOTOMETRIC SPECIFICATIONS

ISOCANDELA PLOT



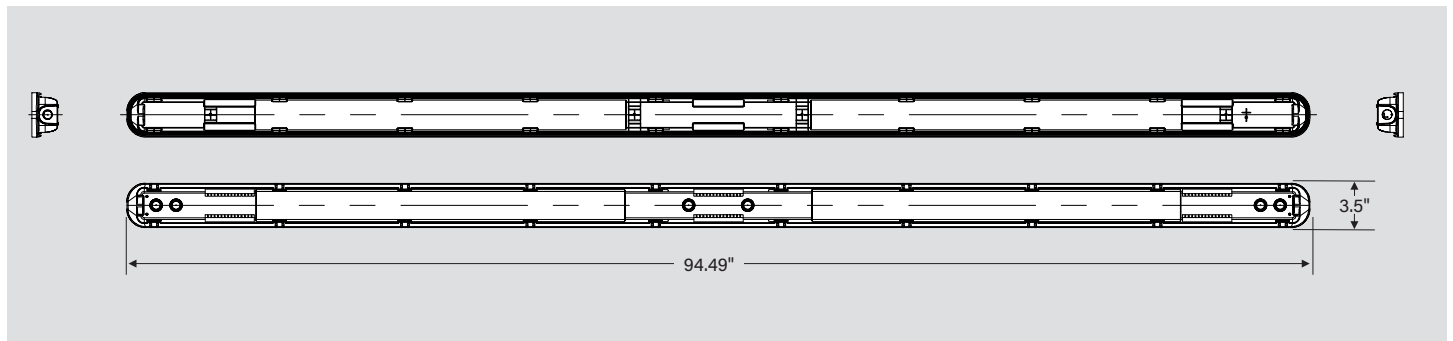
POLAR CANDELA DISTRIBUTION



ZONAL LUMEN SUMMARY

Zone	Lumens	% Luminaire
0-30	1,471.7	24.9%
0-40	2,389.2	40.4%
0-60	4,185.5	70.8%
60-90	1,430.6	24.2%
70-100	889.3	15.0%
90-120	258.3	4.4%
0-90	5,616.0	95.0%
90-180	293.3	5.0%
0-180	5,909.3	100%

PHYSICAL SPECIFICATIONS



VT-LED-8A-90PS-8CSA

LED VAPORTIGHT FIXTURE

ACCESSORIES

SENSORS

Factory-Installable OR Field-Installable (field-installable purchased separately)

✓	SUFFIX*	CATALOG NUMBER	DESCRIPTION	UPC	EASY CODE
	/MW3	KTS-MW3-UV-KO-K2	Microwave Multifunction Occupancy/Daylight Sensor Kit, Includes 120-277V input to 12V DC convertor, IP65 12V input sensor head, nomex sleeve, extension neck	843654134352	TBV-76




Microwave Sensor Kit
KTS-MW3-UV-KO-K2

* FOR FACTORY INSTALLATION OF ACCESSORY, ADD SUFFIX TO FIXTURE PART NUMBER (SEE ORDERING EXAMPLES AND INSTRUCTIONS ON LAST PAGE OF SPEC SHEET).

CORD SETS

Factory-Installable OR Field-Installable (field-installable purchased separately)

✓	SUFFIX*	CATALOG NUMBER	DESCRIPTION	UPC	EASY CODE
	/515P6	KT-CS-515P-6-18/3	Cord set for high bay; 125V NEMA 5-15P; straight blade plug; 6' SJTOW cable; 18/3 wire	843654140124	UKH-26
	/L715P10	KT-CS-L715P-10-16/3	Cord set for high bays; 277V NEMA L7-15P; twist lock plug; 10' SJTOW cable; 16/3 wire	843654140131	SFV-88
	/L615P10	KT-CS-L615P-10-16/3	Cord set for high bays; 250V NEMA L6-15P; twist lock plug; 10' SJTOW cable; 16/3 wire	843654140148	ZQS-05
	/L515P10	KT-CS-L515P-10-16/3	Cord set for high bays; 125V NEMA L5-15P; twist lock plug; 10' SJTOW cable; 16/3 wire	843654140155	GVH-22
	/L715P6	KT-CS-L715P-6-16/3	Cord set for high bays; 277V NEMA L7-15P; twist lock plug; 6' SJTOW cable; 16/3 wire	843654140162	DVU-44
	/L615P6	KT-CS-L615P-6-16/3	Cord set for high bays; 250V NEMA L6-15P; twist lock plug; 6' SJTOW cable; 16/3 wire	843654140179	LCW-66
	/L515P6	KT-CS-L515P-6-16/3	Cord set for high bays; 125V NEMA L5-15P; twist lock plug; 6' SJTOW cable; 16/3 wire	843654140186	POC-82
	/NP10	KT-CS-NP-10-16/3	Cord for high bays; no plug; inners 1/2" strip on both ends; 10' SJTOW cable; 16/3 wire	843654140193	YOH-90
	/NP6	KT-CS-NP-6-16/3	Cord for high bays; no plug; inners 1/2" strip on both ends; 6' SJTOW cable; 16/3 wire	843654140216	HUB-73
	/NP15	KT-CS-NP-15-16/3	Cord for high bays; no plug; inners 1/2" strip on both ends; 15' SJTOW cable; 16/3 wire	843654140209	EYD-18



Cord Sets

* FOR FACTORY INSTALLATION OF ACCESSORY, ADD SUFFIX TO FIXTURE PART NUMBER (SEE ORDERING EXAMPLES AND INSTRUCTIONS ON LAST PAGE OF SPEC SHEET).
NOTE: FOR CORD SETS NOT LISTED HERE, PLEASE CONTACT YOUR KEYSTONE SALES REP.

MOUNTS AND BRACKETS

Field-Installable / Field-Use ONLY (purchased separately)

CATALOG NUMBER	DESCRIPTION	UPC	EASY CODE
KT-VTLED-45SM-1-KIT	45° steel surface mount kit for all Keystone vapor tight fixtures	843654123455	JDN-49
KT-VTLED-TPSCREW-KIT	Screws for tamper-proofing vapor tight fixtures. Includes 14 screws	TBD	TBD



Screws
KT-VTLED-TPSCREW-KIT

(Accessories continued on next page)

VT-LED-8A-90PS-8CSA


LED VAPORTIGHT FIXTURE

ACCESSORIES (continued)

EMERGENCY BACKUP

Factory-Installable OR Field-Installable (field-installable purchased separately)

✓	SUFFIX*	CATALOG NUMBER	DESCRIPTION	UPC	EASY CODE
	/EM5	KT-EMRG-LED-5C-500	5W, 500 lumen Smart Safe emergency backup	843654103099	JTR-48
	/EM12	KT-EMRG-LED-12C-1200	12W, 1200 lumen Smart Safe emergency backup	843654103112	OJQ-32



* FOR FACTORY INSTALLATION OF ACCESSORY, ADD SUFFIX TO FIXTURE PART NUMBER (SEE ORDERING EXAMPLES AND INSTRUCTIONS ON LAST PAGE OF SPEC SHEET).
 † FACTORY INSTALLATION OF EMERGENCY BACKUP UNITS WILL AUTOMATICALLY INCLUDE ANY RELEVANT MOUNTING BRACKET.

ORDERING INFORMATION

Order Code	Pack Quantity	UPC	Easy Code
VT-LED-8A-90PS-8CSA	1	843654135403	UNH-11

CATALOG NUMBER BREAKDOWN


VT-LED-8A-90PS-8CSA

1	2	3	4	5	6	7	8	9
1 Vapor Tight Fixture	2 LED	3 8' Nominal Length	4 Shape	5 Wattage	6 Wattage Selectable	7 80 CRI	8 CCT Selectable	9 CCT Designation
						A	3500/4000/5000K	

ORDERING EXAMPLES

FIXTURE WITH MULTIPLE FACTORY-INSTALLED ACCESSORIES*

VT-LED-8A-90PS-8CSA/NP10/TPSCREW




FIXTURE WITH TWO FACTORY-INSTALLED ACCESSORIES*

VT-LED-8A-90PS-8CSA/MW3/NP10



FIXTURE WITH SINGLE FACTORY-INSTALLED ACCESSORY

VT-LED-8A-90PS-8CSA/MW3



FIXTURE WITH NO FACTORY-INSTALLED ACCESSORIES

VT-LED-8A-90PS-8CSA



KEYSTONE FIXTURE

CATALOG NUMBER
VT-LED-8A-90PS-8CSA

SENSORS

✓	SUFFIX	CATALOG NUMBER
✓	/MW3	KTS-MW3-UV-KO-K2

CORD SETS

✓	SUFFIX	CATALOG NUMBER
✓	/NP10	KT-CS-NP-10-16/3

MOUNTS AND BRACKETS

✓	SUFFIX	CATALOG NUMBER
✓	/TPSCREW	KT-VTLED-TPSCREW-KIT

* WHEN ORDERING MORE THAN ONE FACTORY-INSTALLED ACCESSORY, USE MULTIPLE SUFFIXES AS SHOWN IN THE ORDERING EXAMPLES ABOVE.
 NOTE: ALL ACCESSORIES CAN ALSO BE ORDERED SEPARATELY FOR FIELD INSTALLATION USING JUST THEIR REGULAR CATALOG NUMBER, UPC, OR EASY CODE.