



# KT-LED15T8-48GC-865-S

## T8 LED LAMP

### DESCRIPTION

15W T8 LED | 6500K | >80 CRI | High Efficiency | Ballast Compatible



<b>LAMP TYPE:</b> Linear
<b>BULB TYPE:</b> T8 LED
<b>BASE TYPE:</b> G13 (Medium Bi-Pin)
<b>WATTAGE:</b> 15W
<b>COLOR TEMPERATURE:</b> 6500K
<b>COLOR RENDERING INDEX (CRI):</b> >80
<b>WARRANTY:</b> 5 Years



### PRODUCT FEATURES

- **Compatible with Most Instant and Program Start Electronic T8 Ballasts, Contact Keystone for Ballast Compatibility List**
- Direct Replacement for the Following Fluorescent Lamps: F32T8/32W, F32T8/30W, F32T8/28W, F32T8/25W
- UL Listed; Listed on DLC Qualified Product List
- 50,000+ Hour Lifetime
- Environmentally Friendly: No Mercury Used
- Instant Startup
- Frosted Lens Eliminates Pixelation
- Operating Temperature: -20°C/-4°F to 45°C/113°F
- 110+ Lumens per Watt (Bare Lamp Efficacy)
- Suitable for Dry and Damp Locations
- Improved Lamp Durability with Shatterproof Coated Glass, designed to pass drop tests of 6' on hard surface
- NSF Listed: NSF/ANSI Standard 2 - Food Equipment, Splash Zone (Not for Direct Food Zone without additional fixture considerations)

### OPERATING SPECIFICATIONS

#### ELECTRICAL AND PERFORMANCE CHARACTERISTICS

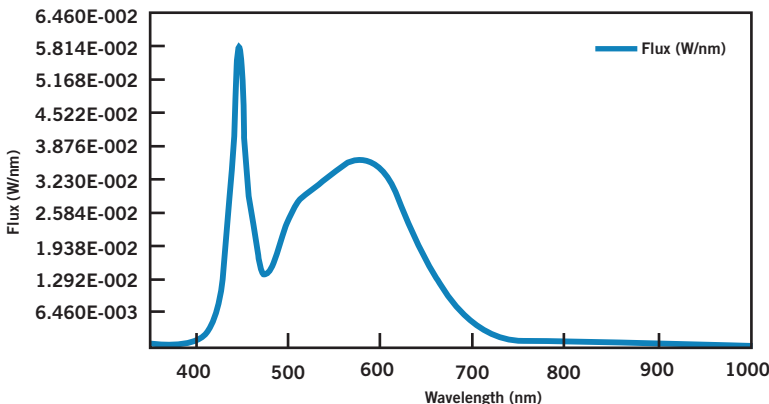
Input Voltage	CRI	Bare Lamp Wattage	Nominal Lamp Lumens	System Wattage*			Initial Lumens*			Visible Light Area	Nominal Bare Lamp Efficacy	Power Factor	Max. THD
				0.78BF	0.88BF	1.18BF	0.78BF	0.88BF	1.18BF				
Ballast Dependent	>80	15W	2200 lm	15.8W	17.5W	24.1W	1980 lm	2200 lm	2840 lm	325°	147	>0.9	20%

\* Nominal values. Actual values may vary depending on electronic ballast used.

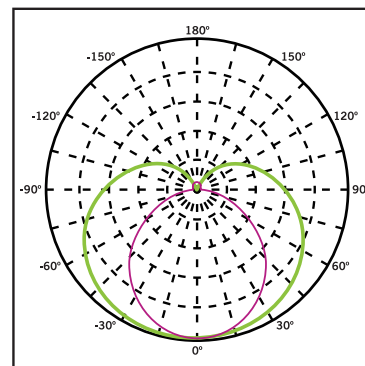
#### RATED LIFE

L70 (Hours)	50,000
-------------	--------

#### SPECTRAL DISTRIBUTION



#### POLAR CANDELA DISTRIBUTION



Maximum Candela = 1248.55  
 Located at Horizontal Angle = 0,  
 Vertical Angle 0  
 1. Violet Vertical Plane through  
 Horizontal Angles (90-270)  
 2. Green Vertical Plane through  
 Horizontal Angles (0-180)

**Beam Angle: 220°**

**Visible Light Area: 325°**



**SMARTDRIVE LED**  
PLUG & PLAY WITH BALLAST

# KT-LED15T8-48GC-865-S

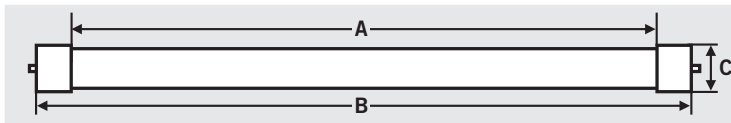
## T8 LED LAMP

### WIRING

**Plug and Play:** Simply replace the existing fluorescent lamp with Keystone Smart Drive LED lamp. No changes to the existing fluorescent ballast wiring needed. For ballast compatibility questions, please contact Keystone.

### PHYSICAL CHARACTERISTICS

#### LAMP DIMENSIONS



A (Illuminated Length)	44.70"
B (Body Length)	47.15"
C (Diameter)	1.00"

**NOMINAL LENGTH:** 48" **BASE TYPE:** G13 (Medium Bi-Pin)

### ORDERING INFORMATION

ORDER CODE	PACK QTY.	UPC	EASY CODE
KT-LED15T8-48GC-865-S	25	TBD	TBD

### CATALOG NUMBER BREAKDOWN

**KT-LED15T8-48GC-865-S**

- 1 Keystone Technologies
- 2 LED Lamp
- 3 Wattage
- 4 Lamp Type
- 5 48' Nominal Length
- 6 Shatterproof Coated Glass
- 7 800 Series
- 8 Color Temperature
- 9 Smart Drive Series