



KTEB-218-UV-PS-DW

COMPACT FLUORESCENT ELECTRONIC BALLAST



DESCRIPTION

2 x 18W CFL | 120-277V Input | High Power Factor | Program Start

STARTING METHOD: Program Start
LAMP CONNECTION: Series
INPUT VOLTAGE: 120-277Vac \pm 10%
INPUT FREQUENCY: 50/60 Hz
POWER FACTOR: High
WARRANTY: 5 Years

PRODUCT FEATURES

- Sound Rated: A
- Minimum Starting Temperature: -20°F, -28°C
- Maximum Case Temperature: 194°F, 90°C
- Meets FCC Part 18 (Class A) Non-Consumer Limits
- Meets ANSI/IEEE C62.41 Category A
- UL, cUL 935 Listed
- Lamp End-of-Life Protected
- Class P, Type 1 Outdoor
- Type HL

ELECTRICAL SPECIFICATIONS

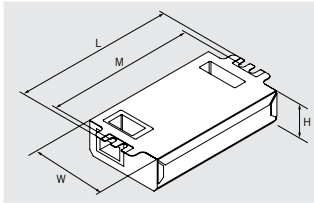
Lamp Type	No. of Lamps	Input Volts	Input Watts	Input Current	Power Factor	Crest Factor	Ballast Factor	Ballast Efficacy Factor	Max. THD	Wiring Diagram
CFQ18W/G24q	2	120V	39W	0.34A	0.95	<1.70	0.95	2.44	15%	P2-2
		277V	38W	0.14A	0.97	<1.70	0.95	2.50	15%	P2-2
	1	120V	21W	0.18A	0.98	<1.70	1.00	4.76	12%	P1-2
		277V	21W	0.08A	0.92	<1.70	1.00	4.76	15%	P1-2
CFTR18W/GX24q	2	120V	39W	0.33A	0.99	<1.70	1.05	2.69	10%	P2-2
		277V	38W	0.14A	0.97	<1.70	1.05	2.76	12%	P2-2
	1	120V	22W	0.19A	0.99	<1.70	1.05	4.77	10%	P1-2
		277V	22W	0.09A	0.93	<1.70	1.05	4.77	15%	P1-2
CFS21W/GR10q	2	120V	40W	0.34A	0.98	<1.70	0.91	2.28	12%	P2-2
		277V	39W	0.15A	0.97	<1.70	0.91	2.33	12%	P2-2
	1	120V	21W	0.18A	0.99	<1.70	0.90	4.29	10%	P1-2
		277V	22W	0.09A	0.93	<1.70	0.90	4.09	15%	P1-2
CFS16W/GR10q	2	120V	39W	0.33A	0.98	<1.70	1.00	2.56	12%	P2-2
		277V	38W	0.14A	0.97	<1.70	1.00	2.63	12%	P2-2
	1	120V	21W	0.18A	0.98	<1.70	1.10	5.24	12%	P1-2
		277V	21W	0.08A	0.92	<1.70	1.10	5.24	15%	P1-2
CFQ26W/G24q	1	120V	24W	0.20A	0.99	<1.70	1.00	4.17	10%	P1-2
		277V	24W	0.09A	0.94	<1.70	1.00	4.17	15%	P1-2
CFTR26W/GX24q	1	120V	24W	0.20A	0.99	<1.70	1.00	4.17	10%	P1-2
		277V	24W	0.09A	0.94	<1.70	1.00	4.17	15%	P1-2



KTEB-218-UV-PS-DW

COMPACT FLUORESCENT ELECTRONIC BALLAST

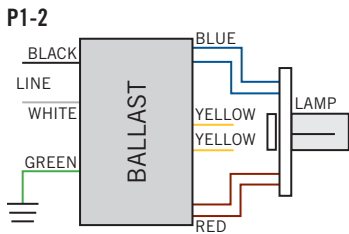
PHYSICAL SPECIFICATIONS



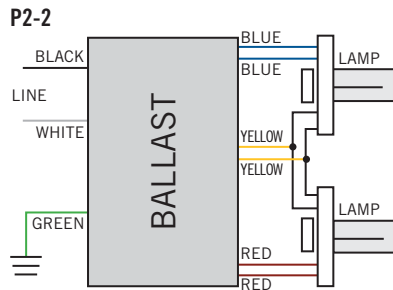
LENGTH	5.00"
WIDTH	2.40"
HEIGHT	1.00"
MOUNTING	4.63"
CASE STYLE	W1

CASE MATERIAL: Metal

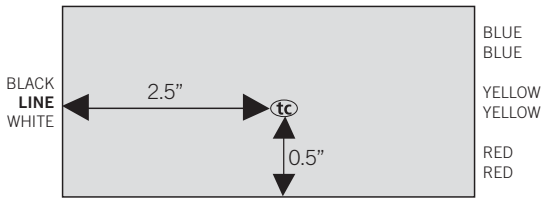
WIRING DIAGRAMS



FOR 1 LAMP OPERATION, CAP YELLOW LEADS, INSULATE TO 600V



HOT SPOT LOCATION



Actual tc point is noted on each ballast label.

ORDERING INFORMATION

ORDER CODE	PACKAGING STYLE	PACK QTY.	ITEM STATUS
KTEB-218-UV-PS-DW-CP	Carton	50	Quick Ship

CATALOG NUMBER BREAKDOWN

KTEB-218-UV-PS-DW-CP

