

HB-LED-4-270-8XX-P /G2

LED HIGH BAY FIXTURE



Compact 270W LED High Bay Fixture; 120–277V Input

PRODUCT FEATURES

- Architectural grade compact design
- Includes screw-in receptacle for easy sensor and control installation
- Compatible with emergency LED drivers; mounting kit required (sold separately)
- Powered by 0-10V dim-to-off driver with 12VDC, 200mA AUX output
- Frosted lens eliminates glare
- V-hook and chain mounting accessories included
- UL Certified for Dry and Damp Locations
- Ambient operating temperature: $-20^{\circ}\text{C}/-68^{\circ}\text{F}$ to $50^{\circ}\text{C}/122^{\circ}\text{F}$
- THD: $< 20\%$
- PF: > 0.90
- LED chip lifetime: L70 $> 100,000$ hrs @ $25^{\circ}\text{C}/77^{\circ}\text{F}$ ambient fixture temp.

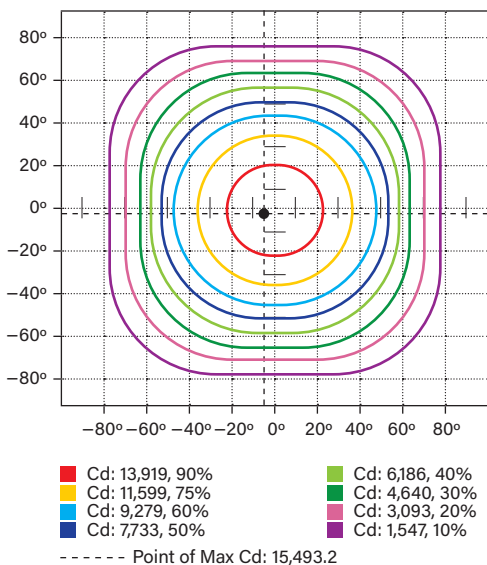


PERFORMANCE SPECIFICATIONS

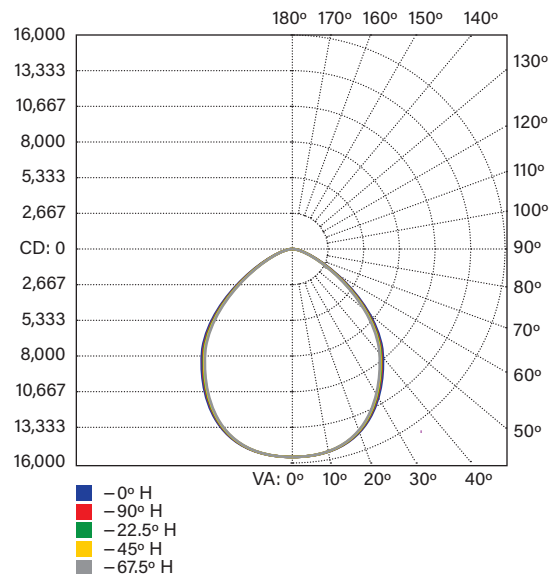
| CATALOG NUMBER | NOMINAL LENGTH | INPUT VOLTAGE | CCT | WATTAGE | LUMEN OUTPUT | EFFICACY | CRI | POWER FACTOR | LIFETIME |
|------------------------|----------------|---------------|-------|---------|--------------|----------|----------|--------------|------------|
| HB-LED-4-270-840-P /G2 | 4 ft. | 120–277V | 4000K | 270W | 40,500 | 150 lm/W | > 80.0 | > 0.90 | 50,000 hrs |
| HB-LED-4-270-850-P /G2 | 4 ft. | 120–277V | 5000K | 270W | 40,770 | 151 lm/W | > 80.0 | > 0.90 | 50,000 hrs |

PHOTOMETRIC SPECIFICATIONS

ISOCANDELA PLOT



POLAR CANDELA DISTRIBUTION



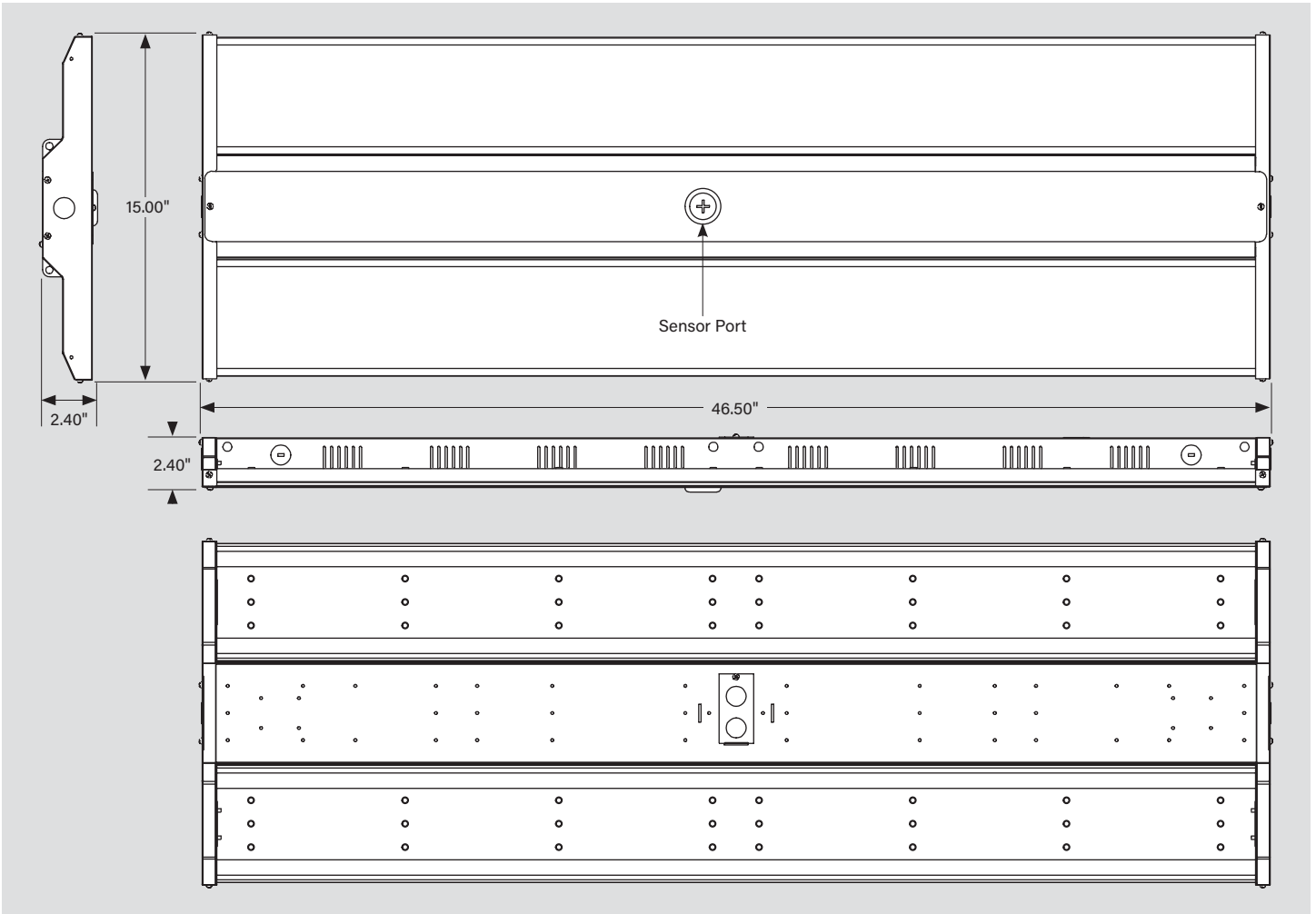
ZONAL LUMEN SUMMARY

| Zone | Lumens | % Luminaire |
|-------|----------|-------------|
| 0–30 | 11,866.4 | 30.20% |
| 0–40 | 19,231.1 | 48.90% |
| 0–60 | 32,518.5 | 82.70% |
| 60–90 | 6,795.5 | 17.30% |
| 0–90 | 39,314 | 100% |

HB-LED-4-270-8XX-P /G2

LED HIGH BAY FIXTURE

PHYSICAL SPECIFICATIONS






HB-LED-4-270-8XX-P /G2

LED HIGH BAY FIXTURE

ACCESSORIES

SENSORS AND CONTROLLERS

Factory-Installable OR Field-Installable (field-installable purchased separately)


| ✓ | SUFFIX* | CATALOG NUMBER | DESCRIPTION | UPC | EASY CODE |
|---|---------|----------------------|---|--------------|-----------|
| | /HBFC1 | KTSL-HBFC1-UV-KO-PIR | Smart Loop Bluetooth mesh PIR occupancy sensor with built-in fixture controller  | 843654129266 | AEJ-50 |
| | /FC3 | KTSL-FC3-12V-PKO-PIR | Smart Loop Bluetooth mesh screw-in PIR occupancy sensor with built-in fixture controller. No wiring required.  | 843654138862 | OCW-60 |
| | /FC4 | KTSL-FC4-12V-PKO | Smart Loop Bluetooth mesh screw-in low voltage fixture controller, 12V, 0-10V Dimming  | 843654149066 | RUN-10 |
| | /PIR2 | KTS-PIR2-UV-KO | PIR sensor for high bay fixtures; Preset for 5 min hold time, 10 min standby time at 10% dim, daylight disabled | 843654123288 | IOF-04 |
| | /PIR-A | KTS-PIR3-12V-PKO /A | Smart Port PIR sensor for high bay fixtures; Preset for 1 min hold time, 3 min standby time at 30% dim, daylight disabled | 843654133638 | RXQ-30 |
| | /PIR-B | KTS-PIR3-12V-PKO /B | Smart Port PIR sensor for high bay fixtures; Preset for 5 min hold time, 10 min standby time at 10% dim, daylight disabled | 843654133645 | LEF-34 |
| | /MW3-A | KTS-MW3-12V PKO /A | Smart Port Microwave Occupancy sensor for high bay fixtures; Preset for 1 min hold time, 3 min standby time at 30% dim, daylight disabled | 843654133317 | XYR-25 |
| | /MW3-B | KTS-MW3-12V PKO /B | Smart Port Microwave Occupancy sensor for high bay fixtures; Preset for 5 min hold time, 10 min standby time at 10% dim, daylight disabled | 843654133324 | SPF-37 |



* For factory installation of accessory, add suffix to fixture part number (see ordering examples and instructions on last page of spec sheet).

Field-Installable / Field-Use ONLY (purchased separately)

| CATALOG NUMBER | DESCRIPTION | UPC | EASY CODE |
|-----------------------|---|--------------|-----------|
| KTS-MW3-REMOTECONTROL | Remote control for KTS-MW3-12V-PKO /A or /B and KTS-PIR3-12V-PKO /A or /B sensors. Used to set and adjust all sensor settings, including high-end trim brightness, sensitivity, hold time, daylight threshold, stand-by time, and stand-by dimming level. | 843654132020 | XSR-61 |



(Accessories continued on next page)

HB-LED-4-270-8XX-P /G2

LED HIGH BAY FIXTURE

ACCESSORIES (continued)

CORD SETS

Factory-Installable OR Field-Installable (field-installable purchased separately)

| ✓ | SUFFIX* | CATALOG NUMBER | DESCRIPTION | UPC | EASY CODE |
|---|----------|---------------------|--|--------------|-----------|
| | /515P6 | KT-CS-515P-6-18/3 | Cord set for high bay; 125V NEMA 5-15P; straight blade plug; 6' SJTOW cable; 18/3 wire | 843654140124 | UKH-26 |
| | /L715P10 | KT-CS-L715P-10-16/3 | Cord set for high bays; 277V NEMA L7-15P; twist lock plug; 10' SJTOW cable; 16/3 wire | 843654140131 | SFV-88 |
| | /L615P10 | KT-CS-L615P-10-16/3 | Cord set for high bays; 250V NEMA L6-15P; twist lock plug; 10' SJTOW cable; 16/3 wire | 843654140148 | ZQS-05 |
| | /L515P10 | KT-CS-L515P-10-16/3 | Cord set for high bays; 125V NEMA L5-15P; twist lock plug; 10' SJTOW cable; 16/3 wire | 843654140155 | GVH-22 |
| | /L715P6 | KT-CS-L715P-6-16/3 | Cord set for high bays; 277V NEMA L7-15P; twist lock plug; 6' SJTOW cable; 16/3 wire | 843654140162 | DVU-44 |
| | /L615P6 | KT-CS-L615P-6-16/3 | Cord set for high bays; 250V NEMA L6-15P; twist lock plug; 6' SJTOW cable; 16/3 wire | 843654140179 | LCW-66 |
| | /L515P6 | KT-CS-L515P-6-16/3 | Cord set for high bays; 125V NEMA L5-15P; twist lock plug; 6' SJTOW cable; 16/3 wire | 843654140186 | POC-82 |
| | /MC63 | KT-MC-NP-6-18/3 | MC cable whip for high bays; no plug; inners 1/2" strip on both ends; 6' metal-clad cable; 18/3 wire | 843654134505 | EYP-82 |
| | /MC65 | KT-MC-NP-6-18/5 | MC cable whip for high bays; no plug; inners 1/2" strip on both ends; 6' metal-clad cable; 18/5 wire (dimming wires included) | 843654134512 | CBU-56 |
| | /NP10 | KT-CS-NP-10-16/3 | Cord for high bays; no plug; inners 1/2" strip on both ends; 10' SJTOW cable; 16/3 wire | 843654140193 | YOH-90 |
| | /NP6 | KT-CS-NP-6-16/3 | Cord for high bays; no plug; inners 1/2" strip on both ends; 6' SJTOW cable; 16/3 wire | 843654140216 | HUB-73 |
| | /NP15 | KT-CS-NP-15-16/3 | Cord for high bays; no plug; inners 1/2" strip on both ends; 15' SJTOW cable; 16/3 wire | 843654140209 | EYD-18 |
| | /NP6D | KT-CS-NP-6-18/5 | Cord for fixtures; no plug; inners 1/2" strip on both ends; 6' long black SJTOW cable; 300V; 18/5 wire | 843654153346 | ANT-58 |
| | /NP6D | KT-CS-NP-6-18/6 | Cord for fixtures; no plug; inners 1/2" strip on both ends; 6' long black SJTOW cable; 300V; 18/6 wire. For use with Emergency | 843654153353 | ZRX-06 |
| | /NP10D | KT-CS-NP-10-18/5 | Cord for fixtures; no plug; inners 1/2" strip on both ends; 10" long black SJTOW cord; 300V; 18/5 wire | 843654153360 | DSZ-45 |
| | /NP10D | KT-CS-NP-10-18/6 | Cord for fixtures; no plug; inners 1/2" strip on both ends; 10" long black SJTOW cord; 300V; 18/6 wire. For use with Emergency | 843654153377 | FFI-18 |
| | /NP15D | KT-CS-NP-15-18/5 | Cord for fixtures; no plug; inners 1/2" strip on both ends; 15" long black SJTOW cord; 300V; 18/5 wire | 843654153384 | JEB-96 |
| | /NP15D | KT-CS-NP-15-18/6 | Cord for fixtures; no plug; inners 1/2" strip on both ends; 15" long black SJTOW cord; 300V; 18/6 wire. For use with Emergency | 843654153391 | RQV-39 |
| | /NP20D | KT-CS-NP-20-18/5 | Cord for fixtures; no plug; inners 1/2" strip on both ends; 20" long black SJTOW cord; 300V; 18/5 wire | 843654154442 | USN-91 |
| | /NP20D | KT-CS-NP-20-18/6 | Cord for fixtures; no plug; inners 1/2" strip on both ends; 20" long black SJTOW cord; 300V; 18/6 wire. For use with Emergency | 843654154459 | JCN-20 |
| | /NP22D | KT-CS-NP-22-18/5 | Cord for fixtures; no plug; inners 1/2" strip on both ends; 20" long black SJTOW cord; 300V; 18/5 wire | 843654153407 | DUH-47 |
| | /NP22D | KT-CS-NP-22-18/6 | Cord for fixtures; no plug; inners 1/2" strip on both ends; 20" long black SJTOW cord; 300V; 18/6 wire. For use with Emergency | 843654153414 | ITP-55 |



Cord Sets

* For factory installation of accessory, add suffix to fixture part number (see ordering examples and instructions on last page of spec sheet).
Note: For cord sets not listed here, please contact your Keystone sales rep.

(Accessories continued on next page)

HB-LED-4-270-8XX-P /G2

LED HIGH BAY FIXTURE

ACCESSORIES (continued)

EMERGENCY BACKUP

Factory-Installable OR Field-Installable (field-installable purchased separately)

| ✓ | SUFFIX* | CATALOG NUMBER | DESCRIPTION | UPC | EASY CODE |
|---|---------|------------------------------|--|--------------|-----------|
| | /EM5† | KT-EMRG-LED-5C-500-EN /DF | 5W, 500 lumen Smart Safe emergency backup with dual flex cables | 843654132433 | RAR-74 |
| | /EM12† | KT-EMRG-LED-12C-1200-EN /DF | 12W, 1200 lumen Smart Safe emergency backup with dual flex cables | 890949019900 | YCV-23 |
| | /EM20† | KT-EMRG-LED-20SD-2000-EN /DF | 20W, 2000 lumen Smart Safe emergency backup with dual flex cables; Self-diagnostic | 843654103143 | BZU-19 |



5W, 500 lumen Battery Backup
KT-EMRG-LED-5C-500-EN /DF



12W, 1200 lumen Battery Backup
KT-EMRG-LED-12C-1200-EN /DF



20W, 2000 lumen Battery Backup
KT-EMRG-LED-20SD-2000-EN /DF



* For factory installation of accessory, add suffix to fixture part number (see ordering examples and instructions on last page of spec sheet).
† Factory installation of emergency backup units will automatically include any relevant mounting bracket.

Field-Installable / Field-Use ONLY (purchased separately)

| CATALOG NUMBER | DESCRIPTION | UPC | EASY CODE |
|--------------------|---|--------------|-----------|
| KT-HBLED-EM-BR-KIT | Emergency LED backup mounting bracket kit for LED high bay fixtures | 843654110066 | OGY-07 |




Emergency Backup Mounting Bracket
KT-HBLED-EM-BR-KIT



MOUNTS AND BRACKETS

Factory-Installable OR Field-Installable (field-installable purchased separately)

| ✓ | SUFFIX* | CATALOG NUMBER | DESCRIPTION | UPC | EASY CODE |
|---|---------|-----------------------|---|--------------|-----------|
| | /WG-3 | KT-HBLED-WG-3-KIT /G2 | Wire guard kit for 4.0' /G2 linear LED high bay fixtures (230W, 270W) | 843654137773 | YDO-03 |



Wire Guard Kit
KT-HBLED-WG-3-KIT /G2



* For factory installation of accessory, add suffix to fixture part number (see ordering examples and instructions on last page of spec sheet).

(Accessories continued on next page)


HB-LED-4-270-8XX-P /G2

LED HIGH BAY FIXTURE

ACCESSORIES (continued)

Field-Installable / Field-Use ONLY (purchased separately)


| CATALOG NUMBER | DESCRIPTION | UPC | EASY CODE |
|--------------------|--|--------------|-----------|
| KT-HBLED-PM-1-KIT | Pendant mount kit for LED high bay fixtures | 890919020042 | HRV-72 |
| KT-HBLED-SM-1-KIT | Surface mount kit for LED high bay fixtures | 890919020035 | LDN-61 |
| KT-HBLED-CABLE-KIT | Aircraft cable hanging kit for LED high bay fixtures | 890949012871 | XPJ-88 |



STEP-DOWN TRANSFORMERS

Factory-Installable OR Field-Installable (field-installable purchased separately)

| ✓ | SUFFIX* | CATALOG NUMBER | DESCRIPTION | UPC | EASY CODE |
|---|---------|----------------------|---|--------------|-----------|
| | /480† | KTAT-375-480-277 /SF | Fully enclosed, single flex step-down transformer for LED high bay fixtures with wattage lower than 375VA | 843654123639 | PGA-99 |



* For factory installation of accessory, add suffix to fixture part number (see ordering examples and instructions on last page of spec sheet).

† Factory installation of step-down transformer units will automatically include any relevant mounting bracket.

* Step-down transformers cannot be ordered in conjunction with standard SJTOW cord set options (contact Keystone sales rep for available custom options if needed).

HB-LED-4-270-8XX-P /G2

LED HIGH BAY FIXTURE

ORDERING INFORMATION

| ORDER CODE | PACK QTY. | UPC | EASY CODE |
|------------------------|-----------|--------------|-----------|
| HB-LED-4-270-840-P /G2 | 1 | 843654136967 | JRL-71 |
| HB-LED-4-270-850-P /G2 | 1 | 843654136974 | TAG-67 |

FIXTURE CATALOG NUMBER BREAKDOWN

HB-LED-4-270-8XX-P /G2

| 1 | 2 | 3 | 4 | 5 | 6 | 7 | 8 |
|---|---|---|---|---|---|---|---|
|---|---|---|---|---|---|---|---|

- 1 High Bay Fixture
- 2 LED
- 3 Nominal Length
- 4 Wattage
- 5 80 CRI
- 6 CCT
- 7 Premium Series
- 8 2nd Generation

ORDERING EXAMPLES

FIXTURE WITH MULTIPLE FACTORY-INSTALLED ACCESSORIES*

HB-LED-4-270-8XX-P /G2/PIR2/L715P6/EM5/WG-3



FIXTURE WITH MULTIPLE FACTORY-INSTALLED ACCESSORIES*

HB-LED-4-270-8XX-P /G2/PIR2/EM5/WG-3/480




FIXTURE WITH TWO FACTORY-INSTALLED ACCESSORIES*

HB-LED-4-270-8XX-P /G2/PIR2/480




FIXTURE WITH SINGLE FACTORY-INSTALLED ACCESSORY

HB-LED-4-270-8XX-P /G2/PIR2



FIXTURE WITH NO FACTORY-INSTALLED ACCESSORIES

HB-LED-4-270-8XX-P /G2



* When ordering more than one factory-installed accessory, use multiple suffixes as shown in the ordering examples above.
Note: All accessories can also be ordered separately for field installation using just their regular Catalog Number, UPC, or Easy Code.

KEYSTONE FIXTURE

| CATALOG NUMBER |
|------------------------|
| HB-LED-4-270-8XX-P /G2 |

SENSORS AND CONTROLLERS

| SUFFIX | CATALOG NUMBER |
|---|----------------|
| <input checked="" type="checkbox"/> /PIR2 | KTS-PIR2-UV-KO |

CORD SETS

| SUFFIX | CATALOG NUMBER |
|---|--------------------|
| <input checked="" type="checkbox"/> /L715P6 | KT-CS-L715P-6-16/3 |

EMERGENCY BACKUP

| SUFFIX | CATALOG NUMBER |
|--|---------------------------|
| <input checked="" type="checkbox"/> /EM5 | KT-EMRG-LED-5C-500-EN /DF |

MOUNTS AND BRACKETS

| SUFFIX | CATALOG NUMBER |
|---|-----------------------|
| <input checked="" type="checkbox"/> /WG-3 | KT-HBLED-WG-3-KIT /G2 |

STEP-DOWN TRANSFORMERS

| SUFFIX | CATALOG NUMBER |
|--|----------------------|
| <input checked="" type="checkbox"/> /480 | KTAT-375-480-277 /SF |

Note: Step-down transformers cannot be ordered in conjunction with standard SJTOW cord set options (contact Keystone sales rep for available custom options if needed).