




# XFIT



## KT-CBLED24PS-22B-8CSA-VDIM

### LED CENTER BASKET FIXTURE

#### DESCRIPTION

2' x 2' LED Center Basket Fixture | 120 - 277V Input |  
Frosted Lens | 0 -10V Dimming

#### APPLICATION

Used for commercial recessed ceiling applications



**10 YEAR**  
LIMITED WARRANTY



#### PRODUCT FEATURES

- Features Keystone Color Select technology. Adjust CCT between 3500/4000/5000K
- Features Keystone Power Select technology. Adjust power between 24W, 18W, and 15W
- Powered by Keystone 0 -10V dimming LED drivers with 12V Aux
- Architectural grade center basket volumetric design
- Ambient operating temperature: -20°C/-4°F to 50°C/122°F
- Compatible with Keystone SmartSafe emergency backups
- Available with Keystone's Smart Loop Bluetooth™ mesh wireless system, with features such as high-end trim, grouping, occupancy/vacancy sensing, and scheduling.
- Low optical flicker
- THD: < 20%
- Power factor > 0.95
- IC Rated

#### POWER AND COLOR TEMPERATURE SELECTABILITY

- Keystone Color Select Technology: Adjustable CCT (3500/4000/5000K)
- Keystone Power Select Technology: Adjustable Wattage (24/18/15W)


#### PRODUCT SPECIFICATIONS

Catalog Number	Input Voltage	Wattage	CCT	Lumen Output	Efficacy	CRI	Power Factor	Lifetime
KT-CBLED24PS-22B-8CSA-VDIM	120-277V	24W	3500K	3,072	128 lm/W	> 80	> 0.90	50,000 hrs
			4000K	3,096	129 lm/W			
			5000K	3,120	130 lm/W			
		18W	3500K	2,412	134 lm/W			
			4000K	2,430	135 lm/W			
			5000K	2,448	136 lm/W			
		15W	3500K	2,055	137 lm/W			
			4000K	2,070	138 lm/W			
			5000K	2,085	139 lm/W			

#### ONE CATALOG NUMBER WITH 9 DIFFERENT OPTIONS

\* Preset to highest lumen output (24W / 5000K)

\* Color Uniformity: CCT (Correlated Color Temperature) range as per guidelines outlined in ANSI C78.377-2017

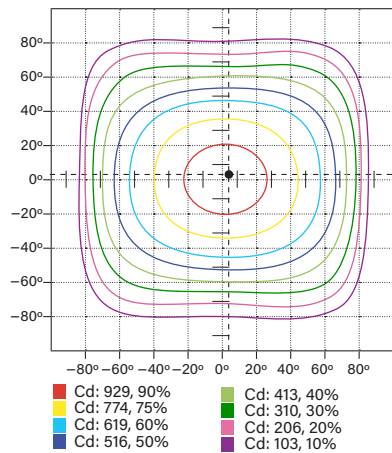


# KT-CBLEDD24PS-22B-8CSA-VDIM

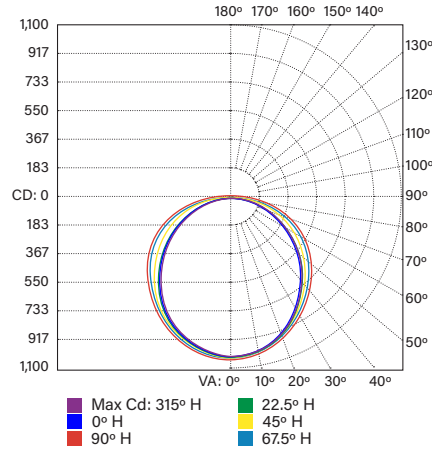
## LED CENTER BASKET FIXTURE

### PHOTOMETRIC SPECIFICATIONS

#### ISOCANDELA PLOT



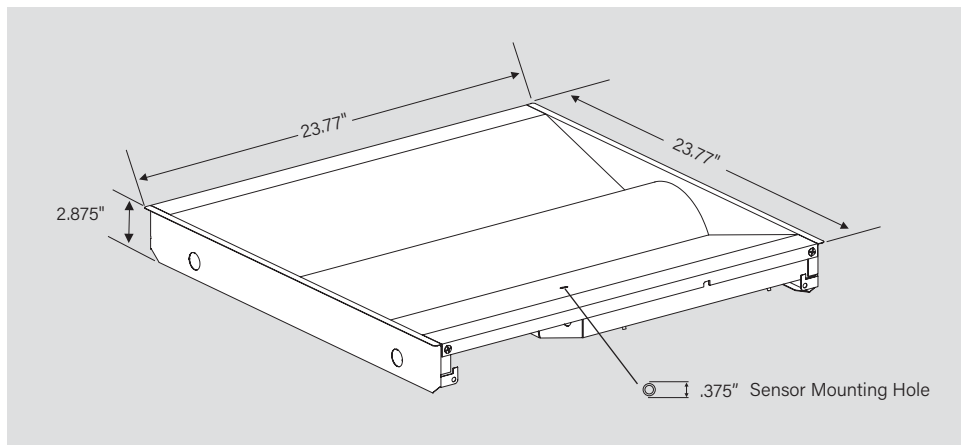
#### POLAR CANDELA DISTRIBUTION



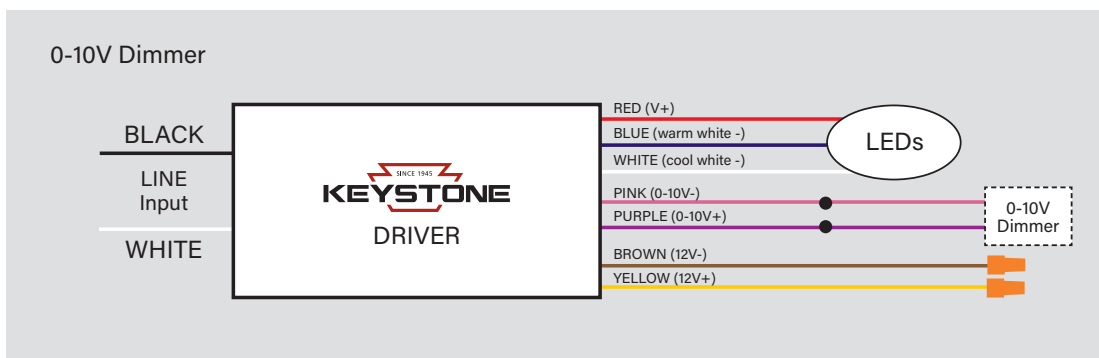
#### ZONAL LUMEN SUMMARY


Zone	Lumens	% Luminaire
0-60	2327.3	75%
60-90	768.5	24.80%
0-90	3104.8	100%

### PHYSICAL SPECIFICATIONS



### WIRING DIAGRAMS

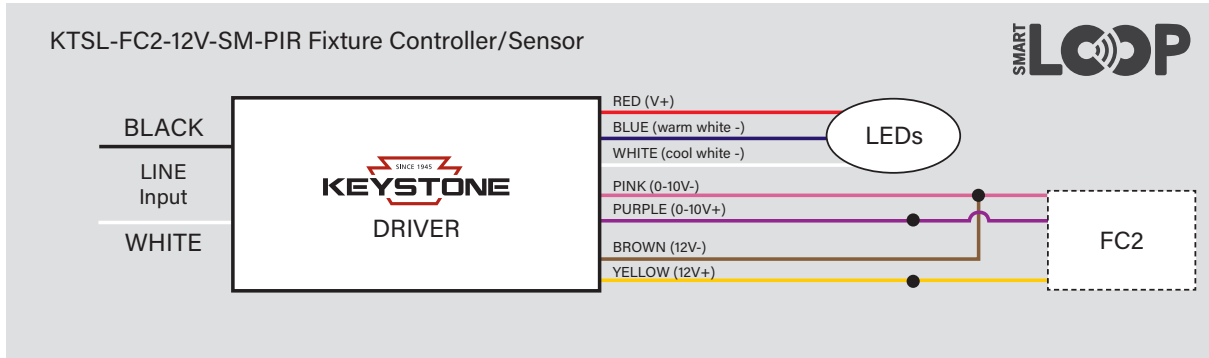




# KT-CBLEDD24PS-22B-8CSA-VDIM

## LED CENTER BASKET FIXTURE

### WIRING DIAGRAMS (CONTINUED)



### ACCESSORIES

#### SENSORS

Factory-Installable OR Field-Installable (field-installable purchased separately)

✓	SUFFIX*	CATALOG NUMBER	DESCRIPTION	UPC	EASY CODE
	/FC2	KTSL-FC2-12V-SM-PIR	Bluetooth mesh wireless low voltage individual fixture controller for SmartLoop system with integrated daylight and PIR motion sensors	843654135236	TCM-01

Keystone SmartLoop is a DLC qualified network lighting control solution, offering advanced functions such as complete wireless control, zoning, high-end trim, occupancy/vacancy sensing, scene setting, and scheduling. To learn more about smartloop, please visit <http://www.keystonetech.com/smartloop>



\* FOR FACTORY INSTALLATION OF ACCESSORY, ADD SUFFIX TO FIXTURE PART NUMBER (SEE ORDERING EXAMPLES AND INSTRUCTIONS ON LAST PAGE OF SPEC SHEET).

Field-Installable / Field-Use ONLY (purchased separately)

CATALOG NUMBER	DESCRIPTION	UPC	EASY CODE
KTSL-WS1-B-SG /G2	Bluetooth mesh wireless battery powered wall switch for SmartLoop system	843654141695	FYH-31
KTSL-TK1-USB	Bluetooth mesh wireless battery backup time keeper, for relaying time to system components after a power loss.	843654129280	OHS-86



(Accessories continued on next page)



# KT-CBLED24PS-22B-8CSA-VDIM

## LED CENTER BASKET FIXTURE

**ACCESSORIES** (continued)

**CORD SETS**

**Factory-Installable OR Field-Installable** (field-installable purchased separately)

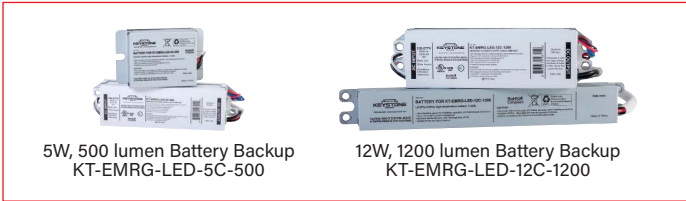
✓	SUFFIX*	CATALOG NUMBER	DESCRIPTION	UPC	EASY CODE
	/515P6	KT-CS-515P-6-18/3	Cord set for high bay; 125V NEMA 5-15P; straight blade plug; 6' SJTOW cable; 18/3 wire	843654140124	UKH-26
	/NP10	KT-CS-NP-10-16/3	Cord for high bays; no plug; inners 1/2" strip on both ends; 10' SJTOW cable; 16/3 wire	843654140193	YOH-90
	/NP6	KT-CS-NP-6-16/3	Cord for high bays; no plug; inners 1/2" strip on both ends; 6' SJTOW cable; 16/3 wire	843654140216	HUB-73
	/NP15	KT-CS-NP-15-16/3	Cord for high bays; no plug; inners 1/2" strip on both ends; 15' SJTOW cable; 16/3 wire	843654140209	EYD-18
	/MC13	KT-MC-NP-1-18/3	Metal clad cable for fixtures, No Plug, 1ft long, 18/3 wire (L,N,G)	843654139777	AYT-71
	/MC63	KT-MC-NP-6-18/3	Metal clad cable for fixtures. No Plug. 6ft long. 18/3 wire (L,N,G)	843654134505	EYP-82
	/MC65	KT-MC-NP-6-18/5	Metal clad cable for fixtures. No Plug. 6ft long. 18/5 wire (L,N,G, LV)	843654134512	CBU-56
	/MC66	KT-MC-NP-6-18/6	Metal clad cable for fixtures. No Plug. 6ft long. 18/6 wire (L,S,N,G, LV)	843654164229	KFF-99

\* FOR FACTORY INSTALLATION OF ACCESSORY, ADD SUFFIX TO FIXTURE PART NUMBER (SEE ORDERING EXAMPLES AND INSTRUCTIONS ON LAST PAGE OF SPEC SHEET).  
**NOTE:** FOR CORD SETS NOT LISTED HERE, PLEASE CONTACT YOUR KEYSTONE SALES REP.

**EMERGENCY BACKUP**


**Factory-Installable OR Field-Installable** (field-installable purchased separately)

✓	SUFFIX*	CATALOG NUMBER	DESCRIPTION	UPC	EASY CODE
	/EM5†	KT-EMRG-LED-5C-500	5W, 500 lumen Smart Safe emergency backup, CEC T20 Compliant	843654103099	JTR-48
	/EM12†	KT-EMRG-LED-12C-1200	12W , 1200 lumen Smart Safe emergency backup, CEC T20 Compliant	843654103112	OJQ-32



\* FOR FACTORY INSTALLATION OF ACCESSORY, ADD SUFFIX TO FIXTURE PART NUMBER (SEE ORDERING EXAMPLES AND INSTRUCTIONS ON LAST PAGE OF SPEC SHEET).  
 † FACTORY INSTALLATION OF EMERGENCY BACKUP UNITS WILL AUTOMATICALLY INCLUDE ANY RELEVANT MOUNTING BRACKET.

(Accessories continued on next page)



# KT-CBLED24PS-22B-8CSA-VDIM

## LED CENTER BASKET FIXTURE

**ACCESSORIES** (continued)

**MOUNTS AND BRACKETS**

Field-Installable / Field-Use **ONLY** (purchased separately)

CATALOG NUMBER	DESCRIPTION	UPC	EASY CODE
KT-CBLED-SM-22-KIT	Surface Mount Kit for 2x2 LED Center Basket Troffers	843654127590	WVD-92
KT-CBLED-RMF-22-KIT	Recessed Mount Flange Kit for 2x2 Center Basket Fixtures	843654132969	IGR-64




**STEP-DOWN TRANSFORMERS**

Factory-Installable **OR** Field-Installable (field-installable purchased separately)

✓	SUFFIX*	CATALOG NUMBER	DESCRIPTION	UPC	EASY CODE
	/480†	KTAT-250-480-277 /SF	Fully enclosed, single flex step-down transformer for LED high bay fixtures (250VA or lower)	843654102931	XIM-17



\* FOR FACTORY INSTALLATION OF ACCESSORY, ADD SUFFIX TO FIXTURE PART NUMBER (SEE ORDERING EXAMPLES AND INSTRUCTIONS ON LAST PAGE OF SPEC SHEET).  
 † FACTORY INSTALLATION OF STEP-DOWN TRANSFORMER UNITS WILL AUTOMATICALLY INCLUDE ANY RELEVANT MOUNTING BRACKET.  
 ‡ STEP-DOWN TRANSFORMERS CANNOT BE ORDERED IN CONJUNCTION WITH STANDARD SJTOW CORD SET OPTIONS (CONTACT KEYSTONE SALES REP FOR AVAILABLE CUSTOM OPTIONS IF NEEDED).



# KT-CBLED24PS-22B-8CSA-VDIM

## LED CENTER BASKET FIXTURE

### ORDERING INFORMATION

Catalog Number	Pack Quantity	Easy Code	UPC	DLC PRODUCT ID
KT-CBLED24PS-22B-8CSA-VDIM	TBD	CGO-95	843654134772	PU33OWG2

### CATALOG NUMBER BREAKDOWN


# KT-CBLED24PS-22B-8CSA-VDIM

- |  |   |   |   |                     |
|--|---|---|---|---------------------|
| <p><b>1</b> Keystone Technologies</p> <p><b>2</b> LED Center Basket Fixture</p> <p><b>3</b> Wattage</p> <p><b>4</b> Power Select</p> <p><b>5</b> 2X2' Nominal Length</p> <p><b>6</b> Form Factor</p> <p><b>7</b> 800 Series</p> <p><b>8</b> Color Select</p> | <p><b>9</b> Color Select Designation</p> <p><b>10</b> 0-10V Dimming</p> | <p><b>9</b> Color Select Designation</p> <table border="1" style="width: 100%; border-collapse: collapse;"> <tr> <td style="width: 20%;">A</td> <td>3500K, 4000K, 5000K</td> </tr> </table> | A | 3500K, 4000K, 5000K |
| A  | 3500K, 4000K, 5000K   |   |   |                     |

### ORDERING EXAMPLES

FIXTURE WITH MULTIPLE FACTORY-INSTALLED ACCESSORIES\*


**KT-CBLED24PS-22B-8CSA-VDIM /G2/FC2/L715P6/EM5**



KEYSTONE FIXTURE	
CATALOG NUMBER	
KT-CBLED24PS-22B-8CSA-VDIM /G2	

FIXTURE WITH MULTIPLE FACTORY-INSTALLED ACCESSORIES\*


**KT-CBLED24PS-22B-8CSA-VDIM /G2/FC2/EM5/480**



SENSORS	
✓ SUFFIX	CATALOG NUMBER
✓ /FC2	KTSL-FC2-12V-SM-PIR

FIXTURE WITH TWO FACTORY-INSTALLED ACCESSORIES\*


**KT-CBLED24PS-22B-8CSA-VDIM /G2/FC2/480**



CORD SETS	
✓ SUFFIX	CATALOG NUMBER
✓ /L715P6	KT-CS-L715P-6-16/3

FIXTURE WITH SINGLE FACTORY-INSTALLED ACCESSORY


**KT-CBLED24PS-22B-8CSA-VDIM /G2/FC2**



EMERGENCY BACKUP	
✓ SUFFIX	CATALOG NUMBER
✓ /EM5	KT-EMRG-LED-5C-500

FIXTURE WITH NO FACTORY-INSTALLED ACCESSORIES

**KT-CBLED24PS-22B-8CSA-VDIM /G2**



STEP-DOWN TRANSFORMERS	
✓ SUFFIX	CATALOG NUMBER
✓ /480	KTAT-250-480-277 /SF

*NOTE: STEP-DOWN TRANSFORMERS CANNOT BE ORDERED IN CONJUNCTION WITH STANDARD SJTOW CORD SET OPTIONS (CONTACT KEYSTONE SALES REP FOR AVAILABLE CUSTOM OPTIONS IF NEEDED).*

\* WHEN ORDERING MORE THEN ONE FACTORY-INSTALLED ACCESSORY, USE MULTIPLE SUFFIXES AS SHOWN IN THE ORDERING EXAMPLES ABOVE.  
 NOTE: ALL ACCESSORIES CAN ALSO BE ORDERED SEPARATELY FOR FIELD INSTALLATION USING JUST THEIR REGULAR CATALOG NUMBER, UPC, OR EASY CODE.