



# XFIT



# SMART LOOP

## KT-BPLED50PS-24B-8CSA-VDIM /FC2 BACKLIT LED PANEL LIGHT

### DESCRIPTION

2x4 LED Panel feat. Power Select & Color Select with Embedded Smartloop PIR Sensor | 50/40/30W | 120-277V Input | 3500/4000/5000K | 0-10V Dimming | Backlit Design



**10 YEAR  
LIMITED WARRANTY**

### PRODUCT FEATURES

- Keystone Power Select technology (50/40/30W). Adjust power between 50/40/30W, changing lumen output to set high end trim.
- Keystone Color Select Technology. Adjustable CCT (3500/4000/5000K)
- Features integrated Keystone SmartLoop Bluetooth™ mesh wireless sensor controller.
- The sensor controller may be used "out of the box" as a stand alone sensor (pre-commissioned, see page 2 for details); or may be commissioned using the SmartLoop app to add advanced functions such as zoning, high end trim, configure occupancy/vacancy behavior, create scenes, and set schedules.
- To learn more about the Keystone SmartLoop System, visit <http://www.keystonetech.com/smartloop>
- Fits all standard T-grid ceilings. Surface and suspension mount options

\* For use in non-fire rated installations only

- available (purchased separately)\*
- Construction features precise optical lenses over each individual LED offering optimal light diffusion and consistent surface illumination
- Compatible with Keystone SmartSafe LED emergency backup
- Powered by Keystone 0-10V dimmable LED driver with built in junction box with (4) available 1/2" K/O's
- Operating temp range: -20°C/-4°F to 40°C/104°F
- Suitable for damp locations
- Nearly 70% energy saving savings compared to traditional fluorescent troffers without controls

### PERFORMANCE SPECIFICATIONS

Catalog Number	Wattage	CCT	Lumen Output	Efficacy	Input Voltage	CRI	Power Factor	Lifetime
KT-BPLED50PS-24B-8CSA-VDIM /FC2*	50W	3500K	5,850	117 lm/W	120-277V	>80	>0.9	50,000 Hours
		4000K	6,200	124 lm/W				
		5000K	5,900	118 lm/W				
	40W	3500K	4,850	121 lm/W				
		4000K	5,200	120 lm/W				
		5000K	4,900	123 lm/W				
	20W	3500K	3,850	128 lm/W				
		4000K	4,200	140 lm/W				
		5000K	3,900	130 lm/W				

#### ONE CATALOG NUMBER WITH 9 DIFFERENT OPTIONS

\* Preset to highest lumen output (50W / 5000K)


\* Color Uniformity: CCT (Correlated Color Temperature) range as per guidelines outlined in ANSI C78.377-2017.



# KT-BPLED50PS-24B-8CSA-VDIM / FC2

## BACKLIT LED PANEL LIGHT

**BUILT-IN FEATURES**

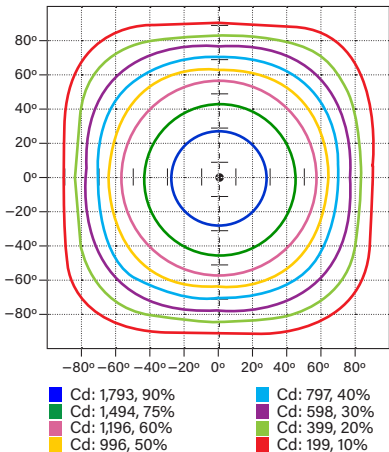


**PRECONFIGURED SETTINGS**

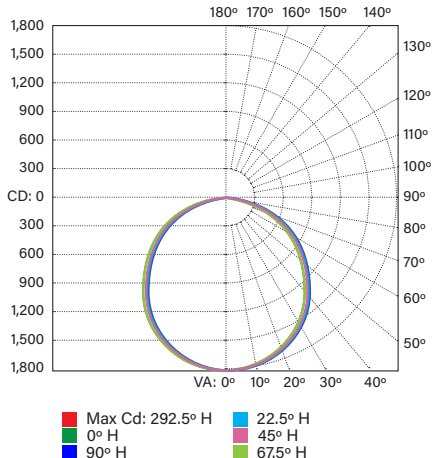
Photo Sensor	Enabled
Motion Sensitivity	100%
Motion Sensor	Enabled
Motion Mode	Occupancy
Hold Time	20m
Standby Time	1m
Standby Percentage	50%

**PHOTOMETRIC SPECIFICATIONS**

**ISOCANDELA PLOT**



**POLAR CANDELA DISTRIBUTION**



**ZONAL LUMEN SUMMARY**

Zone	Lumens	% Luminaire
0-60	4,546.4	77.9%
60-90	1,275.8	21.9%
0-90	5,822.2	100%



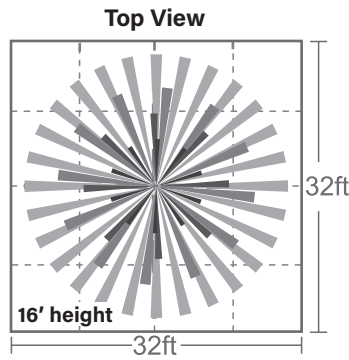
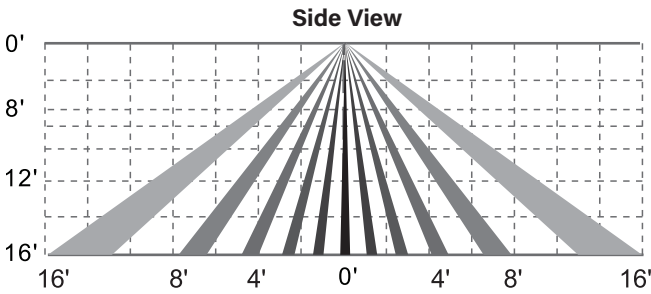
# KT-BPLED50PS-24B-8CSA-VDIM /FC2

## BACKLIT LED PANEL LIGHT

### SENSOR PERFORMANCE

ELECTRICAL SPECIFICATIONS	
RF Transmit Power	8dBm
Wireless Frequency	2.4GHz
Wireless Range (Open Air)	100ft
Wireless Protocol	Bluetooth 4.2
Sensor Detection Height	16' max
Daylight Harvesting Range	100-1000 lux

### SENSOR COVERAGE





# KT-BPLED50PS-24B-8CSA-VDIM /FC2


## BACKLIT LED PANEL LIGHT

**PHYSICAL SPECIFICATIONS**

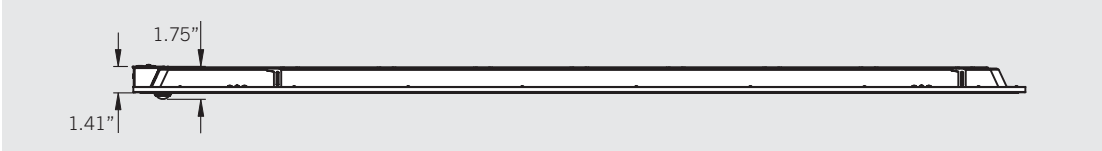
**WEIGHT INFORMATION**

**Top View**

<b>1 Piece</b>	<b>1 Carton</b>
11.5 lbs	23 lbs



**Side View**






# KT-BPLED50PS-24B-8CSA-VDIM /FC2

## BACKLIT LED PANEL LIGHT

**ACCESSORIES**

**SENSORS**

**Field-Installable / Field-Use ONLY** (purchased separately)

CATALOG NUMBER	DESCRIPTION	UPC	EASY CODE
KTSL-WS1-B-SG /G2	Bluetooth mesh wireless battery powered wall switch for SmartLoop system 	843654141695	FYH-31



**CORD SETS**

**Factory-Installable OR Field-Installable** (field-installable purchased separately)

✓	SUFFIX*	CATALOG NUMBER	DESCRIPTION	UPC	EASY CODE
	/515P6	KT-CS-515P-6-18/3	Cord set for high bay; 125V NEMA 5-15P; straight blade plug; 6' SJTOW cable; 18/3 wire	843654140124	UKH-26
	/NP10	KT-CS-NP-10-16/3	Cord for high bays; no plug; inners 1/2" strip on both ends; 10' SJTOW cable; 16/3 wire	843654140193	YOH-90
	/NP6	KT-CS-NP-6-16/3	Cord for high bays; no plug; inners 1/2" strip on both ends; 6' SJTOW cable; 16/3 wire	843654140216	HUB-73
	/NP15	KT-CS-NP-15-16/3	Cord for high bays; no plug; inners 1/2" strip on both ends; 15' SJTOW cable; 16/3 wire	843654140209	EYD-18
	/MC13	KT-MC-NP-1-18/3	Metal clad cable for fixtures, No Plug, 1ft long, 18/3 wire (L,N,G)	843654139777	AYT-71
	/MC63	KT-MC-NP-6-18/3	Metal clad cable for fixtures. No Plug. 6ft long. 18/3 wire (L,N,G)	843654134505	EYP-82
	/MC65	KT-MC-NP-6-18/5	Metal clad cable for fixtures. No Plug. 6ft long. 18/5 wire (L,N,G, LV)	843654134512	CBU-56
	/MC66	KT-MC-NP-6-18/6	Metal clad cable for fixtures. No Plug. 6ft long. 18/6 wire (L,S,N,G, LV)	843654164229	KFF-99

\* For factory installation of accessory, add suffix to fixture part number (see ordering examples and instructions on last page of spec sheet).  
**Note:** For cord sets not listed here, please contact your Keystone sales rep.

(Accessories continued on next page)



# KT-BPLED50PS-24B-8CSA-VDIM /FC2

## BACKLIT LED PANEL LIGHT

**ACCESSORIES (continued)**

**EMERGENCY BACKUP**

**Factory-Installable OR Field-Installable** (field-installable purchased separately)

✓	SUFFIX*	CATALOG NUMBER	DESCRIPTION	UPC	EASY CODE
	/EM5†	KT-EMRG-LED-5C-500-EN /DF	5W, 500 lumen Smart Safe emergency backup with dual flex cables	843654132433	RAR-74
	/EM12†	KT-EMRG-LED-12C-1200-EN /DF	12W, 1200 lumen Smart Safe emergency backup with dual flex cables	890949019900	YCV-23



\* For factory installation of accessory, add suffix to fixture part number (see ordering examples and instructions on last page of spec sheet).  
 † Factory installation of emergency backup units will automatically include any relevant mounting bracket.

**Field-Installable / Field-Use ONLY** (purchased separately)

CATALOG NUMBER	DESCRIPTION	UPC	EASY CODE
KT-BPLED-EM-22/4-KIT	Emergency LED Backup Mounting Kit for Keystone Backlit Panels	843654128047	EIG-03



(Accessories continued on next page)



# KT-BPLED50PS-24B-8CSA-VDIM /FC2


## BACKLIT LED PANEL LIGHT

**ACCESSORIES (continued)**

**MOUNTS AND BRACKETS**

**Factory-Installable OR Field-Installable** (field-installable purchased separately)


✓	SUFFIX*	CATALOG NUMBER	DESCRIPTION	UPC	EASY CODE
	/JBOX	KT-BPLED-JBOX-1	Larger J-Box add-on for LED Backlit Panels	843654128092	MYW-25



\* For factory installation of accessory, add suffix to fixture part number (see ordering examples and instructions on last page of spec sheet).

**Field-Installable / Field-Use ONLY** (purchased separately)

CATALOG NUMBER	DESCRIPTION	UPC	EASY CODE
KT-BPLED-SM-22-KIT /G2	Surface Mount Kit 2x2 Backlit panels	843654134543	CGY-52
KT-BPLED-CABLE-KIT	Aircraft cable hanging kit for LED high bay fixtures	843654133423	JLB-77



(Accessories continued on next page)



# KT-BPLED50PS-24B-8CSA-VDIM /FC2

## BACKLIT LED PANEL LIGHT

**ORDERING INFORMATION**

Catalog Number	Carton Quantity.	UPC	Easy Code
KT-BPLED50PS-24B-8CSA-VDIM /SL-FC2	2	843654151601	QFV-25

**CATALOG NUMBER BREAKDOWN**

# KT-BPLED50PS-24B-8CSA-VDIM /FC2

- |  |   |                                    |                 |
|--|---|------------------------------------|-----------------|
| <b>1</b> Keystone Technologies           | <b>7</b> 80 CRI   | <b>12</b> Color Select Designation |                 |
| <b>2</b> Backlit Panel Light LED Fixture | <b>8</b> Color Select                                   | A                                  | 3500/4000/5000K |
| <b>3</b> Wattage                         | <b>9</b> Color Select Designation                       |                                    |                 |
| <b>4</b> Power Select                    | <b>10</b> 0-10V Dimming                                 |                                    |                 |
| <b>5</b> Nominal Size                    | <b>11</b> Built-In Smartloop KTSL-FC2-12V-SM-PIR Sensor |                                    |                 |
| <b>6</b> Style/Design Designation        |   |                                    |                 |

**ORDERING EXAMPLES**


FIXTURE WITH FIELD AND FACTORY-INSTALLED ACCESSORIES\*

**KT-BPLED50PS-24B-8CSA-VDIM /FC1-PIR/L715P6/EM5/JBOX**




FIXTURE WITH MULTIPLE FACTORY-INSTALLED ACCESSORIES\*

**KT-BPLED50PS-24B-8CSA-VDIM /FC2 /L715P6/EM5/JBOX**




FIXTURE WITH MULTIPLE FACTORY-INSTALLED ACCESSORIES\*

**KT-BPLED50PS-24B-8CSA-VDIM /FC2 /EM5/JBOX**




FIXTURE WITH TWO FACTORY-INSTALLED ACCESSORIES\*

**KT-BPLED50PS-24B-8CSA-VDIM /FC2 /L715P6**



FIXTURE WITH NO FACTORY-INSTALLED ACCESSORIES

**KT-BPLED50PS-24B-8CSA-VDIM /FC2**



KEYSTONE FIXTURE	
CATALOG NUMBER	
KT-BPLED50PS-24B-8CSA-VDIM /FC2	

SENSORS		
✓	SUFFIX	CATALOG NUMBER
✓	/FC1-PIR	KTSL-FC1-UV-KO-PIR

CORD SETS		
✓	SUFFIX	CATALOG NUMBER
✓	/L715P6	KT-CS-L715P-6-16/3

EMERGENCY BACKUP		
✓	SUFFIX	CATALOG NUMBER
✓	/EM5	KT-EMRG-LED-5C-500-EN /DF

MOUNTS AND BRACKETS		
✓	SUFFIX	CATALOG NUMBER
✓	/JBOX	KT-BPLED-JBOX-1

\* When ordering more than one factory-installed accessory, use multiple suffixes as shown in the ordering examples above.  
 Note: All accessories can also be ordered separately for field installation using just their regular Catalog Number, UPC, or Easy Code.