



KTL-F25T8-835-HP

T8 LINEAR FLUORESCENT LAMP



DESCRIPTION

25W T8 | 3500K | 85 CRI | High Performance

LAMP TYPE: Linear
BULB TYPE: T8
BASE TYPE: G13 (Medium Bi-Pin)
WATTAGE: 25W
COLOR TEMPERATURE: 3500K
COLOR RENDERING INDEX (CRI): 85
WARRANTY: 3 Year System/2 Year Standard



PRODUCT FEATURES

- Low Mercury (3.0mg)
- TCLP Compliant
- Complies with IEC-61195

OPERATING SPECIFICATIONS

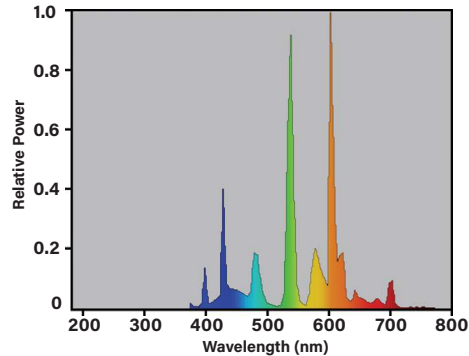
PHOTOMETRIC CHARACTERISTICS

Initial Lumens ¹	2275
Mean Lumens ²	2140
Lumen Maintenance	94%
Efficacy	91 lm/w

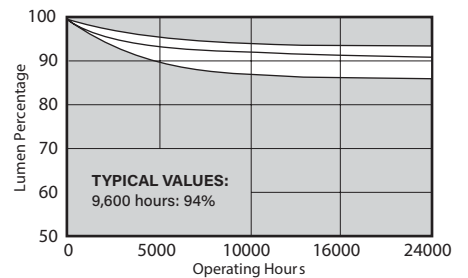
RATED AVERAGE LIFE

Ballast Type	3 Hours/Start	12 Hours/Start
Instant Start	24,000 Hours	30,000 Hours
Rapid/Program Start	30,000 Hours	36,000 Hours

SPECTRAL DISTRIBUTION




LUMEN MAINTENANCE



¹ Approximate initial lumens. Lumen output based upon performance after 100 hours of operating life. Measurements obtained during operation using a reference ballast under standard laboratory conditions at 25°C.
² Approximate mean lumens. Lumen output based upon performance at 40% of the lamp's rated average life. Measurements obtained during operation using a reference ballast under standard laboratory conditions at 25°C.

PHYSICAL SPECIFICATIONS

LAMP DIMENSIONS



	Min.	Max.
A (Base to Base)	N/A	35.22"
B (Base to End of Opposite Pin)	35.40"	35.50"
C (End of Pin to End of Pin)	35.67"	35.78"
D (Bulb Diameter)	1.00"	1.04"

NOMINAL LENGTH: 36"
BASE TYPE: G13 (Medium Bi-Pin)



KTL-F25T8-835-HP

T8 LINEAR FLUORESCENT LAMP

ORDERING INFORMATION

ORDER CODE	PACKAGING STYLE	PACK QTY.	ITEM STATUS
KTL-F25T8-835-HP-DP	Distributor Pack (Individually Sleeved)	25	Active

CATALOG NUMBER BREAKDOWN

KTL-F25T8-835-HP-DP

