



# KTL-F40T12-841-CWX

## T12 LINEAR FLUORESCENT LAMP



### DESCRIPTION

40W T12 | 4100K | 89 CRI | 2012 DOE Compliant

<b>LAMP TYPE:</b> Linear
<b>BULB TYPE:</b> T12
<b>BASE TYPE:</b> G13 (Medium Bi-Pin)
<b>WATTAGE:</b> 40W
<b>COLOR TEMPERATURE:</b> 4100K
<b>COLOR RENDERING INDEX (CRI):</b> 89
<b>WARRANTY:</b> 3 Year System/2 Year Standard



### PRODUCT FEATURES

- Mercury Content: 7mg
- TCLP Compliant
- Complies with IEC-61195

### OPERATING SPECIFICATIONS

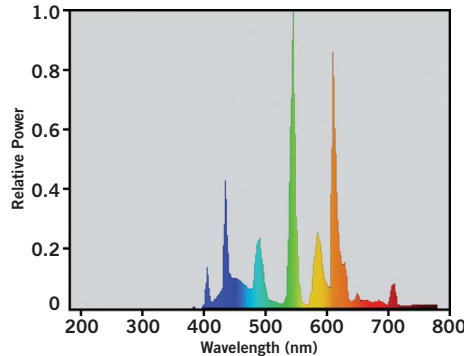
#### PHOTOMETRIC CHARACTERISTICS

Initial Lumens <sup>1</sup>	2500
Mean Lumens <sup>2</sup>	2250
Lumen Maintenance	90%
Efficacy	62.5 lm/w

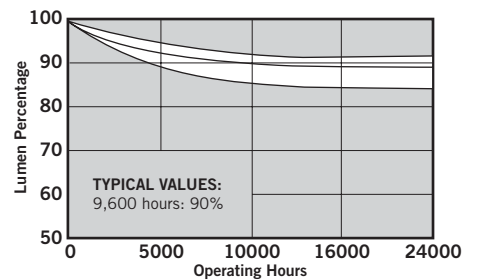
#### RATED AVERAGE LIFE

Ballast Type	3 Hours/Start	12 Hours/Start
Rapid Start	24,000 Hours	30,000 Hours

#### SPECTRAL DISTRIBUTION



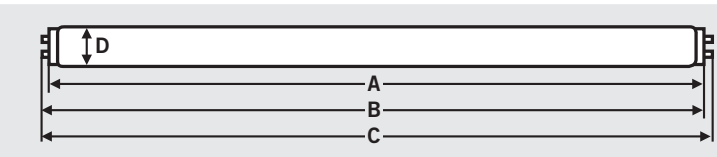
#### LUMEN MAINTENANCE



<sup>1</sup> Approximate initial lumens. Lumen output based upon performance after 100 hours of operating life. Measurements obtained during operation using a reference ballast under standard laboratory conditions at 25°C.  
<sup>2</sup> Approximate mean lumens. Lumen output based upon performance at 40% of the lamp's rated average life. Measurements obtained during operation using a reference ballast under standard laboratory conditions at 25°C.

### PHYSICAL SPECIFICATIONS

#### LAMP DIMENSIONS



	Min.	Max.
A (Base to Base)	N/A	47.22"
B (Base to End of Opposite Pin)	47.4"	47.5"
C (End of Pin to End of Pin)	47.67"	47.78"
D (Bulb Diameter)	1.40"	1.59"

**NOMINAL LENGTH:** 48"  
**BASE TYPE:** G13 (Medium Bi-Pin)



# KTL-F40T12-841-CWX

## T12 LINEAR FLUORESCENT LAMP

### ORDERING INFORMATION

ORDER CODE	PACKAGING STYLE	PACK QTY.	ITEM STATUS
KTL-F40T12-841-CWX-DP	Distributor Pack (Individually Sleeved)	30	Active

### CATALOG NUMBER BREAKDOWN

# KTL-F40T12-841-CWX-DP

