



# KT-LED54T8-96P-850-D/G2

## T8 LED LAMP

### DESCRIPTION

54W T8 LED | 5000K | >80 CRI | High Efficiency | 8 Foot



**10 YEAR LIMITED WARRANTY**

<b>LAMP TYPE:</b> Linear	<b>WATTAGE:</b> 54W
<b>BULB TYPE:</b> T8 LED	<b>COLOR TEMPERATURE:</b> 5000K
<b>BASE TYPE:</b> R17d (Double Recessed Contact)	<b>COLOR RENDERING INDEX (CRI):</b> >80
<b>WARRANTY:</b> 10 Years	



### PRODUCT FEATURES

- Rotating End Cap Ensures Lamp can be installed properly in existing fixtures, regardless of socket orientation
- Replacement for Conventional T8/T12HO 8 Foot **Double Recessed Contact** Fluorescent Lamp
- Double Ended Line Voltage Wiring: Connect power to each end for simplified installation
- 50,000+ Hour Lifetime
- Approximately 50% More Energy Efficient than Standard F96T12HO Lamps
- Environmentally Friendly: No Mercury Used
- Instant Startup
- Includes 2 C-clips to be installed with the lamps into the fixture ballast cover to prevent any potential un-desired lamp twisting or sagging
- Frosted Lens Eliminates Pixelation
- UL Classified
- Operating Temperature: -20°C/-4°F to 55°C/131°F
- Integral Driver, Eliminates the Need for External Driver or Ballast
- 100+ Lumens per Watt
- Dry & Damp Location Rated
- Plastic Lens with Aluminum Backing

### OPERATING SPECIFICATIONS

#### ELECTRICAL SPECIFICATIONS

Input Voltage	Power Consumption	Power Factor	Input Current
120-277Vac	54W	>0.9	0.50A @ 120V 0.21A @ 277V

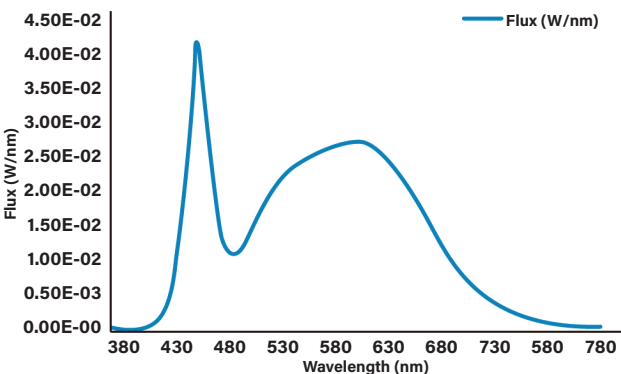
#### PHOTOMETRIC SPECIFICATIONS

Color Temperature (CCT)	5000K
Luminous Flux	5900 lm
Color Rendering Index (CRI)	>80
Efficacy	110 lm/W
Beam Angle	120°

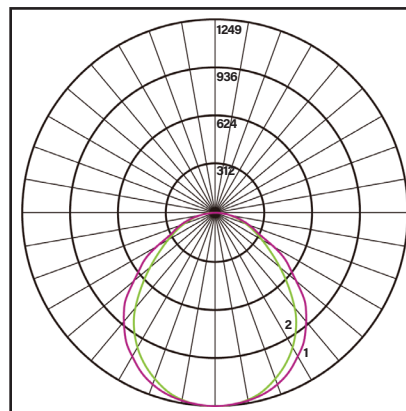
#### RATED LIFE

L70 (Hours)	50,000
-------------	--------

#### SPECTRAL DISTRIBUTION



#### POLAR CANDELA DISTRIBUTION



Located at Horizontal Angle = 0, Vertical Angle 0

1. **Violet** Vertical Plane through Horizontal Angles (90-270)
2. **Green** Vertical Plane through Horizontal Angles (0-180)



# KT-LED54T8-96P-850-D/G2

## T8 LED LAMP

### WIRING DIAGRAMS

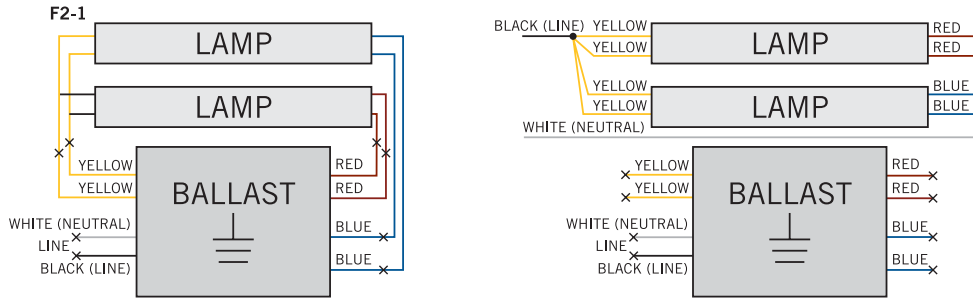
#### Double Ended Line Voltage Wiring



#### For Retrofit Applications (see below notes)

1. Identify ballast configuration as shown below and cut all wires connected to the ballast accordingly.

#### Typical Ballast Configurations:

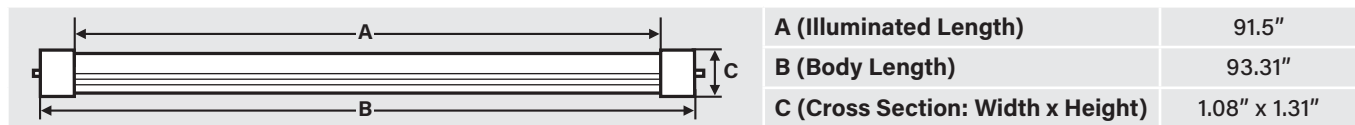


2. Confirm that the lampholders in the fixture are R17d Double Recessed Contact lampholders. These Direct Drive LED tubes require R17d Double Recessed Contact lampholders.

3. Rewire the fixture using existing lampholders as shown above according to the original ballast wiring configuration.

### PHYSICAL SPECIFICATIONS

#### LAMP DIMENSIONS



**NOMINAL LENGTH: 96" BASE TYPE: R17d (Double Recessed Contact)**

### ORDERING INFORMATION

ORDER CODE	PACKAGING STYLE	PACK QTY.	ITEM STATUS
KT-LED54T8-96P-850-D/G2-DP	Distributor Pack (Individual Cartons)	20	Quick Ship

### CATALOG NUMBER BREAKDOWN

# KT-LED54T8-96P-850-D/G2-DP

