



SINCE 1945
KEYSTONE
LIGHT MADE EASY®

LED BULBS

General Purpose & Commercial





- [Essential Series 4](#)
- [A-Shape 6](#)
- [BR 7](#)
- [PAR 8](#)
- [Spotlight 9](#)
- [A-Shape Filament 10](#)
- [Chandelier Filament 11](#)
- [Edison Filament 12](#)
- [Globe Filament 13](#)
- [Performance Series 14](#)
- [A-Shape - Dimmable 16](#)
- [PAR 17](#)

The Keystone Advantage

Keystone LED lamps are ideal for replacing legacy incandescent and HID lamps in retrofits, or using in new construction applications.



VARIETY OF BULB APPLICATIONS
Energy-efficient lighting solutions for a many fixture applications



COMMERCIAL & RESIDENTIAL
A wide variety of lighting needs in many common building types, both commercial and residential



ENERGY SAVINGS
Up to 80% energy savings compared to legacy equivalents



TRUSTED PERFORMANCE
Long life, a wide range of wattage and lumen outputs, color temperatures, and up to 90 CRI



ENVIRONMENTALLY FRIENDLY
Made according to stringent environmental regulations

ESSENTIAL SERIES

GENERAL PURPOSE LED BULBS

Energy-efficient solutions for many simple residential and commercial applications.




Color Select Technology

Reduce SKUs, increase flexibility with field-adjustable color temperature



Energy Efficiency

Optimal energy savings up to 80% compared to legacy equivalents



Low Heat

Generates less heat than legacy equivalents



Long Life

Long lifespan minimizes replacement and maintenance costs



Smooth Dimming

Uniform dimming eliminates pop-on, drop-out, flicker



ESSENTIAL SERIES A-Shape

Our Essential Series A-shape bulbs combine a classic design with modern technology. Ideal for new or replacement use, they offer longer lifespans, higher efficiency, multiple wattage and lumen options, and five color temperatures.



Learn more



ESSENTIAL SERIES BR

Our Reflector LED flood bulbs have a wide beam angle and produce soft-edged, directional light with minimal shadowing. They're ideal for new construction applications as well as replacing halogen equivalents, particularly in recessed downlights and surface mount fixtures.



Learn more



Features & Benefits

- Smooth diffused lens for comfortable, glare-free performance
- Durable plastic housing lowers the risk of breakage
- Most rated for use in enclosed fixtures
- Suitable for damp locations



Typical Applications

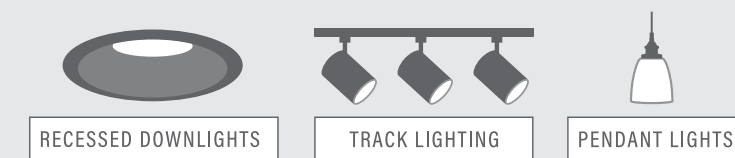


Features & Benefits

- Smooth diffused lens for comfortable, glare-free performance
- Durable plastic housing lowers the risk of breakage
- Rated for use in enclosed fixtures
- Suitable for damp locations



Typical Applications



ESSENTIAL SERIES

PAR

Our LED PAR lights offer a generous lifespan and substantial energy savings over halogen equivalents. The UL listing for damp and wet locations and suitability for enclosed fixtures make these bulbs ideal for both indoor and outdoor applications.



Learn more



ESSENTIAL SERIES

Spotlight

Essential Series LED Spotlight Bulbs are an ideal replacement for small halogens, delivering similar performance without the heat. They run cool, reduce risk in open fixtures, and are rated for both open and recessed use—no extra protection needed.

Learn more



Features & Benefits

- Precision-crafted full-face optics for precise beam angle control
- Durable plastic housing lowers the risk of breakage
- Rated for use in enclosed fixtures
- Rated for use in wet locations



RoHS Compliant

15,000/25,000 HR
RATED LIFE

2 YEAR
WARRANTY



Typical Applications



FLOOD & SPOT LIGHTING



TRACK LIGHTING



DISPLAY LIGHTING



OUTDOOR FIXTURES

Features & Benefits

- Precision-crafted full-face optics for precise beam angle control
- Durable plastic housing lowers the risk of breakage
- Compatible with Keystone low voltage transformers (12V models only)
- Rated for use in enclosed fixtures



RoHS Compliant

15,000/25,000 HR
RATED LIFE

3 YEAR
WARRANTY



Typical Applications



FLOOD & SPOT LIGHTING



TRACK LIGHTING



DISPLAY LIGHTING



OUTDOOR LANDSCAPE

12V LED ELECTRONIC TRANSFORMER



ESSENTIAL SERIES

A-Shape Filament

Keystone's Essential Series A-Shape Filament Decorative LED Bulbs blend a classic A-lamp shape with a decorative filament look. Available in clear, frosted, and amber options, they deliver warm aesthetics with the efficiency and long life of LED technology.



Learn more



Features & Benefits

- Filament-style LED construction offers traditional appearance for decorative and mood-sensitive applications
- Frosted, clear, and amber lens options available to suit a variety of aesthetic and design goals
- Rated for use in enclosed fixtures
- Most are suitable for damp and wet locations



RoHS Compliant

15,000 HOUR
RATED LIFE

3 YEAR
WARRANTY



Typical Applications



VANITY FIXTURES



DECORATIVE ACCENT LIGHTING



WALL SCONCES

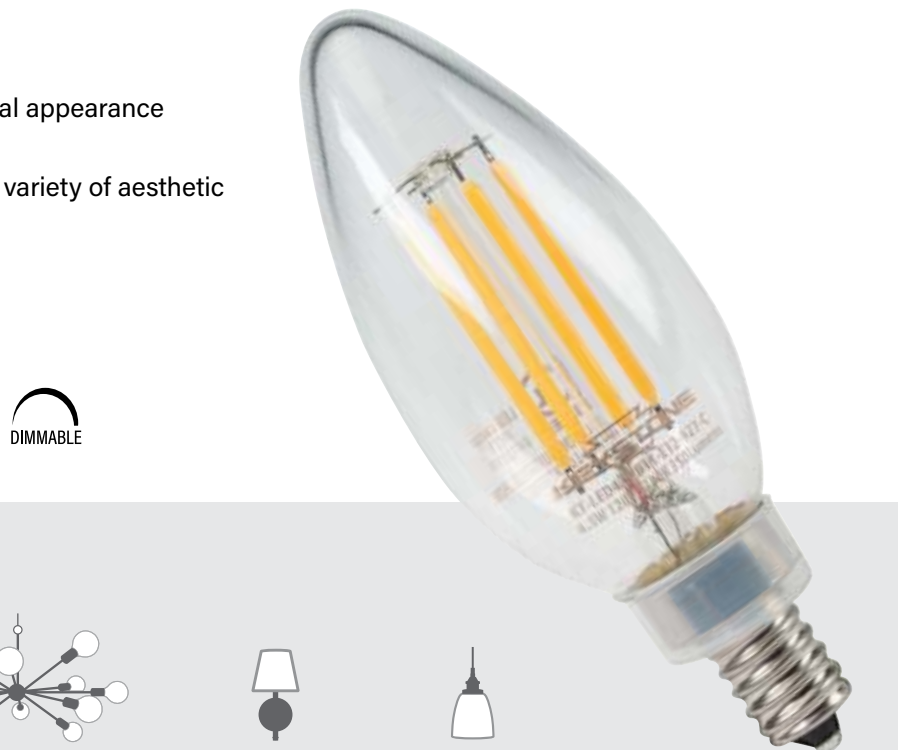


PENDANT LIGHTS

ESSENTIAL SERIES

Chandelier Filament

Keystone's Essential Series Decorative Chandelier Filament LED Bulbs feature a classic candle shape with elegant filament styling. Designed for chandeliers and decorative fixtures, they provide warm, ambient light with the efficiency and long life of LED technology.



Learn more



Features & Benefits

- Filament-style LED construction offers traditional appearance for decorative and mood-sensitive applications
- Amber and clear lens options available to suit a variety of aesthetic and design goals
- Rated for use in enclosed fixtures
- Most are suitable for damp and wet locations



RoHS Compliant

15,000 HOUR
RATED LIFE

3 YEAR
WARRANTY



Typical Applications



CHANDELIERS



VANITY FIXTURES



DECORATIVE ACCENT LIGHTING



WALL SCONCES



PENDANT LIGHTS

ESSENTIAL SERIES

Edison Shape Filament

Keystone's Essential Series Edison Shape Filament LED Bulbs showcase a vintage-inspired design with visible filament styling. Ideal for decorative fixtures, they deliver warm, ambient light with the efficiency and long life of LED technology.



Learn more

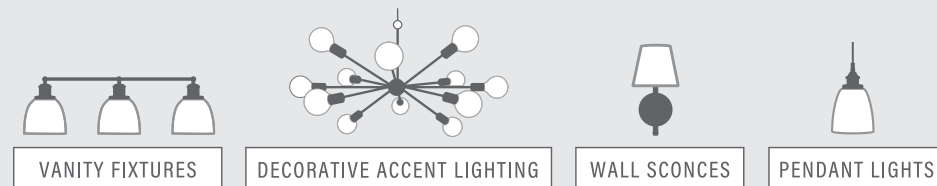


Features & Benefits

- Filament-style LED construction offers traditional appearance for decorative and mood-sensitive applications
- Rated for use in enclosed fixtures
- Suitable for damp and wet locations



Typical Applications



ESSENTIAL SERIES

Globe Filament

Keystone's Essential Series Globe Filament LED Bulbs feature a classic globe shape with decorative filament styling. Available in frosted, clear, and amber finishes, they provide warm, ambient light with the efficiency and long life of LED technology.



Learn more

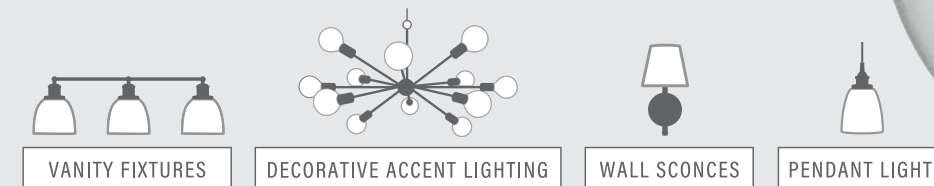


Features & Benefits

- Filament-style LED construction offers traditional appearance for decorative and mood-sensitive applications
- Frosted, clear, and amber lens options available to suit a variety of aesthetic and design goals
- Rated for use in enclosed fixtures
- Most are suitable for damp and wet locations



Typical Applications



PERFORMANCE **SERIES**

COMMERCIAL GRADE SCREW-IN LED BULBS

Long-lasting, high-powered
and energy-efficient LED lamps.



Powerful Light

Efficient LED bulbs offer a range of illumination, up to 5,000 Lumens



Power Select Technology (on select models)

Three (3) different power outputs help reduce SKUs and increase flexibility



Contemporary Appearance

Features architectural full cutoff design



Long Life

Long lifespan minimizes replacement and maintenance costs



5-Year Warranty

Backed with a stress-free return policy



RoHS
Compliant

25,000 HOUR
RATED LIFE

PERFORMANCE SERIES

A-Shape - Dimmable

Performance Series LED A Lamps replace high-wattage incandescents and lower-watt LEDs in applications like bollards, canopies, post tops, corridors, and downlights. Suitable for retrofit or new construction, they're rated for open and enclosed fixtures, with dimmable options available.



Features & Benefits

- Bypass the ballast
- Redesigned LED lamp solution for both commercial retrofit and new construction applications
- Includes dimming on all models
- Reduces energy costs by 75% vs. legacy lamps
- Heavy-duty heat sink for optimal heat dissipation
- DLC (EX39 base) listed options



Typical Applications



POST TOP



BOLLARD



SWAN FIXTURES

Learn more



PERFORMANCE SERIES

PAR

Our Performance Series LED PAR lamps are designed for commercial recessed corridors and high-power floodlighting. With lumen outputs up to 4120 lm, they deliver as much light as legacy equivalents using far more power—while offering up to 75% energy savings.



Features & Benefits

- Bypass the ballast
- Up to 75% energy savings compared to legacy equivalents
- Can be used in base-up or base-down position
- Rated for open and recessed fixtures
- Large metal heat sink for optimal heat dissipation
- THD: < 20%; power factor: > 0.90
- Universal input voltage (120-277V)
- Operating temperature range -4°F/-20°C to 113°F/45°C
- Ideal for recessed corridor and high-power flood lighting
- Suitable for dry and damp locations
- UL 1598C and 1993 Certified



Typical Applications



RECESSED DOWNLIGHTS



FLOOD & SPOT LIGHTING



SWAN FIXTURES

THE KEYSTONE DIFFERENCE



FAST
QUOTES



FREE
SAMPLES



QUICK
DELIVERY



TRUSTED BRAND
SINCE 1945



COMPLIMENTARY
LIGHTING LAYOUTS



NO QUESTIONS ASKED
RETURN POLICY

[Return to Table of Contents](#)

Ordering a **free** sample is always easy.



keystonetech.com/samples



samples@keystonetech.com



800.464.2680



[Return to Table of Contents](#)

LIGHT
MADE
EASY®

LIT-BR-LED-BULBS

