




# KT-BPLED40-22-8XX-VDIM

## BACKLIT LED PANEL LIGHT

### DESCRIPTION

2'x2' LED panel light | 40W | 120-277V input | 0-10V dimming



**10 YEAR**  
LIMITED WARRANTY

### PRODUCT FEATURES

- Aluminum frame featuring stepped edge design detail and gloss white paint for improved aesthetics
- New backlit style design; fits standard T-grid ceilings
- Suitable for recessed or surface mount (with optional accessories)\*
- Construction features precise optical lenses over each individual LED, offering optimal light diffusion and consistent surface illumination, with no risk of yellowing over product lifetime
- Suitable for damp locations
- Powered by Keystone 0-10V dimmable LED driver with built-in junction box
- Compatible with Keystone SmartSafe LED emergency backup
- Over 50% energy savings compared to traditional fluorescent troffers
- Operating temp range -20°C/-4°F to 40°C/104°F

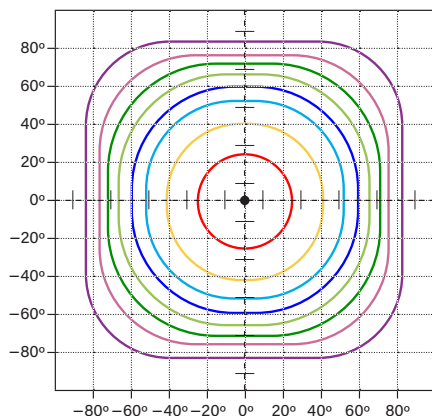
\* For use in non-fire rated installations only

### PERFORMANCE SPECIFICATIONS

Catalog Number	Input Voltage	Wattage	Color Temperature	Lumen Output	CRI	Power Factor	Efficacy	Lifetime
KT-BPLED40-22-835-VDIM	120-277V	40W	3500K	4,400	>80	>0.9	110 lm/W	50,000 Hours
KT-BPLED40-22-840-VDIM	120-277V	40W	4000K	4,400	>80	>0.9	110 lm/W	50,000 Hours
KT-BPLED40-22-850-VDIM	120-277V	40W	5000K	4,400	>80	>0.9	110 lm/W	50,000 Hours

### PHOTOMETRIC SPECIFICATIONS

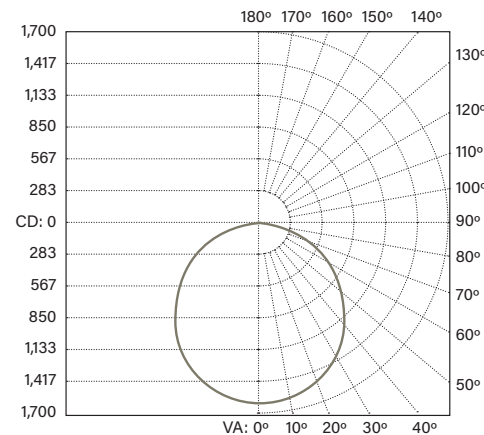
#### ISOCANDELA PLOT



<span style="color: red;">■</span> Cd: 1,467, 90%	<span style="color: green;">■</span> Cd: 652, 40%
<span style="color: yellow;">■</span> Cd: 1,222, 75%	<span style="color: cyan;">■</span> Cd: 489, 30%
<span style="color: blue;">■</span> Cd: 978, 60%	<span style="color: magenta;">■</span> Cd: 326, 20%
<span style="color: orange;">■</span> Cd: 815, 50%	<span style="color: purple;">■</span> Cd: 163, 10%

----- Point of Max Cd: 1,103.3

#### POLAR CANDELA DISTRIBUTION



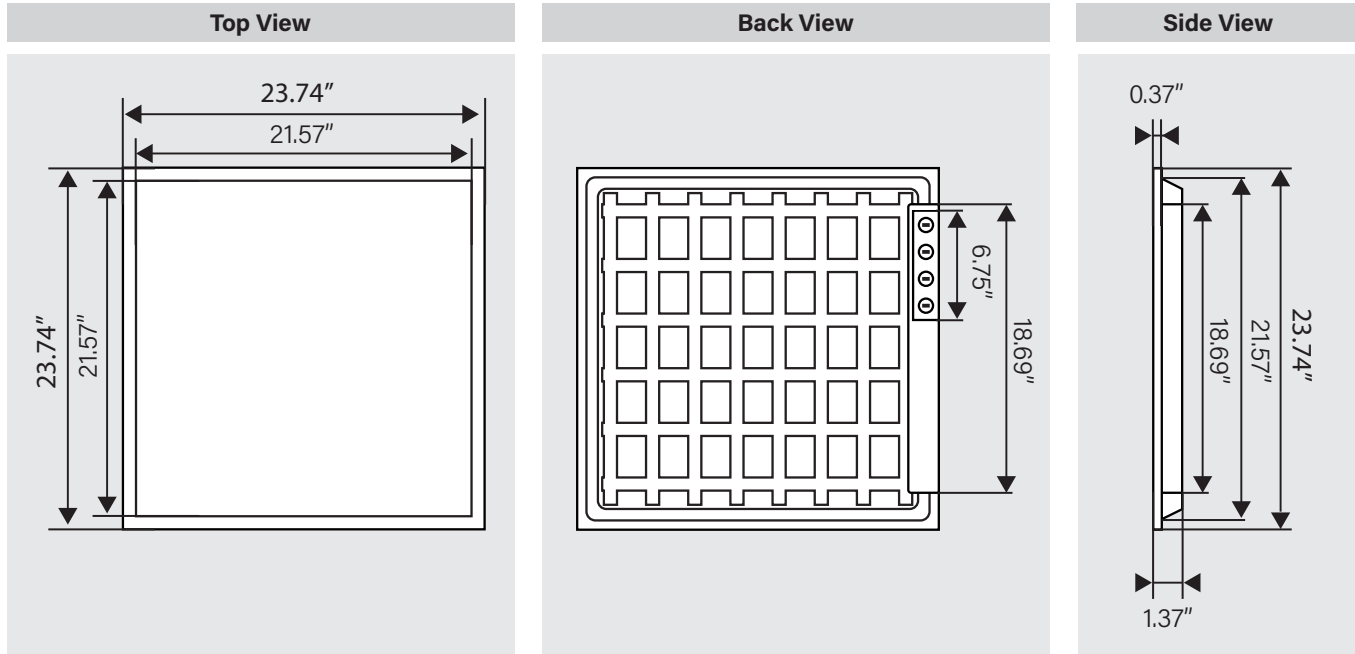
<span style="color: blue;">■</span> 0° H
<span style="color: red;">■</span> 90° H
<span style="color: green;">■</span> 22.5° H
<span style="color: yellow;">■</span> 45° H
<span style="color: grey;">■</span> 67.5° H

#### ZONAL LUMEN SUMMARY

Zone	Lumens	% Luminaire
0-30	1,269.5	26.7%
0-40	2,084.2	43.8%
0-60	3,704.9	77.8%
60-90	1,043.4	21.9%
70-100	450.5	9.5%
90-120	5.4	0.1%
0-90	4,748.3	99.7%
90-180	12.0	0.3%
0-180	4,760.4	100%

**KT-BPLED40-22-8XX-VDIM**  
BACKLIT LED PANEL LIGHT

**PHYSICAL SPECIFICATIONS**

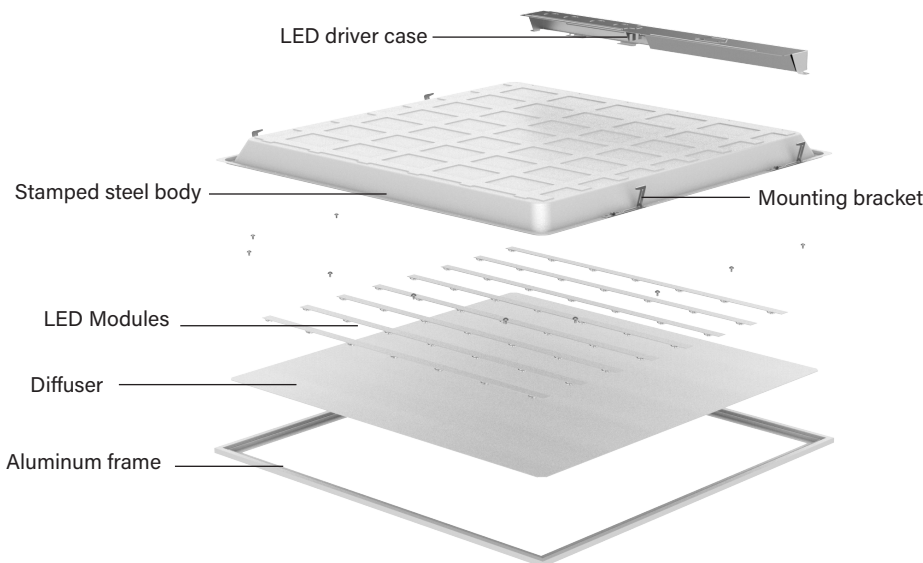


**WEIGHT INFORMATION**

1 Piece	1 Carton
6.2 lbs	12.4 lbs

**EXPLODED VIEW**

**CONSTRUCTION FEATURES**



# KT-BPLED40-22-8XX-VDIM

## BACKLIT LED PANEL LIGHT

### ACCESSORIES

#### SENSORS

Factory-Installable OR Field-Installable (field-installable purchased separately)

✓	SUFFIX*	CATALOG NUMBER	DESCRIPTION	UPC	EASY CODE
	/FC1-PIR	KTSL-FC1-UV-KO-PIR	Bluetooth Mesh Wireless Fixture Controller for SmartLoop System with emote mountable daylight and PIR motion sensor. 120-277V. 3A Max Load with 0-10V Dimming	843654129259	MGZ-59



Smart Loop PIR Sensor  
KTSL-FC1-UV-KO-PIR

\* For factory installation of accessory, add suffix to fixture part number (see ordering examples and instructions on last page of spec sheet).

#### CORD SETS

Factory-Installable OR Field-Installable (field-installable purchased separately)

✓	SUFFIX*	CATALOG NUMBER	DESCRIPTION	UPC	EASY CODE
	/515P6	KT-CS-515P-6-18/3	Cord set for high bay; 125V NEMA 5-15P; straight blade plug; 6' SJTOW cable; 18/3 wire	843654140124	UKH-26
	/L715P10	KT-CS-L715P-10-16/3	Cord set for high bays; 277V NEMA L7-15P; twist lock plug; 10' SJTOW cable; 16/3 wire	843654140131	SFV-88
	/L615P10	KT-CS-L615P-10-16/3	Cord set for high bays; 250V NEMA L6-15P; twist lock plug; 10' SJTOW cable; 16/3 wire	843654140148	ZQS-05
	/L515P10	KT-CS-L515P-10-16/3	Cord set for high bays; 125V NEMA L5-15P; twist lock plug; 10' SJTOW cable; 16/3 wire	843654140155	GVH-22
	/L715P6	KT-CS-L715P-6-16/3	Cord set for high bays; 277V NEMA L7-15P; twist lock plug; 6' SJTOW cable; 16/3 wire	843654140162	DVU-44
	/L615P6	KT-CS-L615P-6-16/3	Cord set for high bays; 250V NEMA L6-15P; twist lock plug; 6' SJTOW cable; 16/3 wire	843654140179	LCW-66
	/L515P6	KT-CS-L515P-6-16/3	Cord set for high bays; 125V NEMA L5-15P; twist lock plug; 6' SJTOW cable; 16/3 wire	843654140186	POC-82
	/MC63	KT-MC-NP-6-18/3	MC cable whip for high bays; no plug; inners 1/2" strip on both ends; 6' metal-clad cable; 18/3 wire	843654134505	EYP-82
	/MC65	KT-MC-NP-6-18/5	MC cable whip for high bays; no plug; inners 1/2" strip on both ends; 6' metal-clad cable; 18/5 wire (dimming wires included)	843654134512	CBU-56
	/NP10	KT-CS-NP-10-16/3	Cord for high bays; no plug; inners 1/2" strip on both ends; 10' SJTOW cable; 16/3 wire	843654140193	YOH-90
	/NP6	KT-CS-NP-6-16/3	Cord for high bays; no plug; inners 1/2" strip on both ends; 6' SJTOW cable; 16/3 wire	843654140216	HUB-73
	/NP15	KT-CS-NP-15-16/3	Cord for high bays; no plug; inners 1/2" strip on both ends; 15' SJTOW cable; 16/3 wire	843654140209	EYD-18



Cord Sets

\* For factory installation of accessory, add suffix to fixture part number (see ordering examples and instructions on last page of spec sheet).  
**Note:** For cord sets not listed here, please contact your Keystone sales rep.

(Accessories continued on next page)

# KT-BPLED40-22-8XX-VDIM

## BACKLIT LED PANEL LIGHT

**ACCESSORIES (continued)**

**EMERGENCY BACKUP**

**Factory-Installable OR Field-Installable** (field-installable purchased separately)

✓	SUFFIX*	CATALOG NUMBER	DESCRIPTION	UPC	EASY CODE
	/EM5†	KT-EMRG-LED-5C-500-EN /DF	5W, 500 lumen Smart Safe emergency backup with dual flex cables	843654132433	RAR-74
	/EM12†	KT-EMRG-LED-12C-1200-EN /DF	12W, 1200 lumen Smart Safe emergency backup with dual flex cables	890949019900	YCV-23



\* For factory installation of accessory, add suffix to fixture part number (see ordering examples and instructions on last page of spec sheet).  
† Factory installation of emergency backup units will automatically include any relevant mounting bracket.

**Field-Installable / Field-Use ONLY** (purchased separately)

CATALOG NUMBER	DESCRIPTION	UPC	EASY CODE
KT-BPLED-EM-22/4-KIT	Emergency LED backup mounting bracket kit for LED high bay fixtures	843654128047	EIG-03



(Accessories continued on next page)

# KT-BPLED40-22-8XX-VDIM


## BACKLIT LED PANEL LIGHT

**ACCESSORIES (continued)**

**MOUNTS AND BRACKETS**

**Factory-Installable OR Field-Installable** (field-installable purchased separately)


✓	SUFFIX*	CATALOG NUMBER	DESCRIPTION	UPC	EASY CODE
	/JBOX	KT-BPLED-JBOX-1	Larger J-Box add-on for LED Backlit Panels	843654128092	MYW-25



\* For factory installation of accessory, add suffix to fixture part number (see ordering examples and instructions on last page of spec sheet).

**Field-Installable / Field-Use ONLY** (purchased separately)

CATALOG NUMBER	DESCRIPTION	UPC	EASY CODE
KT-BPLED-SM-22-KIT /G2	Surface Mount Kit 2x2 Backlit panels	843654134543	CGY-52
KT-BPLED-CABLE-KIT	Aircraft cable hanging kit for LED high bay fixtures	843654133423	JLB-77





# KT-BPLED40-22-8XX-VDIM

## BACKLIT LED PANEL LIGHT

**ORDERING INFORMATION**

CATALOG NUMBER	CARTON QTY.	EASY CODE	UPC	DLC PRODUCT ID
KT-BPLED40-22-835-VDIM	2	BPG-16	843654127743	P967ME60
KT-BPLED40-22-840-VDIM	2	JVG-09	843654127750	PC11O9SZ
KT-BPLED40-22-850-VDIM	2	ITY-63	843654127767	PYHQ6L05

**CATALOG NUMBER BREAKDOWN**

# KT-BPLED40-22-8XX-VDIM

- 1
- 2
- 3
- 4
- 5
- 6
- 7
- 8

- 1** Keystone Technologies
- 2** Backlit Panel Light LED Fixture
- 3** Wattage
- 4** 2' x 2' Nominal Size
- 5** 800 Series
- 6** Color Temperature
- 7** 0-10V Dimming
- 8** Sensor Options

**8 Sensor Options**

	No option
/FC1-PIR	Occupancy sensor included

**ORDERING EXAMPLES**


FIXTURE WITH MULTIPLE FACTORY-INSTALLED ACCESSORIES\*

**KT-BPLED40-22-8XX-VDIM /FC1-PIR/L715P6/EM5/JBOX**




FIXTURE WITH MULTIPLE FACTORY-INSTALLED ACCESSORIES\*

**KT-BPLED40-22-8XX-VDIM /FC1-PIR/EM5/JBOX**




FIXTURE WITH TWO FACTORY-INSTALLED ACCESSORIES\*

**KT-BPLED40-22-8XX-VDIM /FC1-PIR/L715P6**




FIXTURE WITH SINGLE FACTORY-INSTALLED ACCESSORY

**KT-BPLED40-22-8XX-VDIM /FC1-PIR**



FIXTURE WITH NO FACTORY-INSTALLED ACCESSORIES

**KT-BPLED40-22-8XX-VDIM**



**KEYSTONE FIXTURE**

CATALOG NUMBER
KT-BPLED40-22-8XX-VDIM

**SENSORS**

✓ SUFFIX	CATALOG NUMBER
✓ /FC1-PIR	KTSL-FC1-UV-KO-PIR

**CORD SETS**

✓ SUFFIX	CATALOG NUMBER
✓ /L715P6	KT-CS-L715P-6-16/3

**EMERGENCY BACKUP**

✓ SUFFIX	CATALOG NUMBER
✓ /EM5	KT-EMRG-LED-5C-500-EN /DF

**MOUNTS AND BRACKETS**

✓ SUFFIX	CATALOG NUMBER
✓ /JBOX	KT-BPLED-JBOX-1

\* When ordering more than one factory-installed accessory, use multiple suffixes as shown in the ordering examples above.  
 Note: All accessories can also be ordered separately for field installation using just their regular Catalog Number, UPC, or Easy Code.