



KT-EX-TP2-WH3RL-SD

EXIT SIGN

DESCRIPTION

LED Exit Sign | Single or Double Facing | Wet Rated | White Finish | Red Lettering | Surface Mount | Battery Backup | Built-in Test Switch | 120/277V Input

APPLICATION

UL 924 Compliant Wet Rated Exit Sign with Built-in Red Lettering. Provides 90 Minutes of Emergency Power.



PRODUCT FEATURES

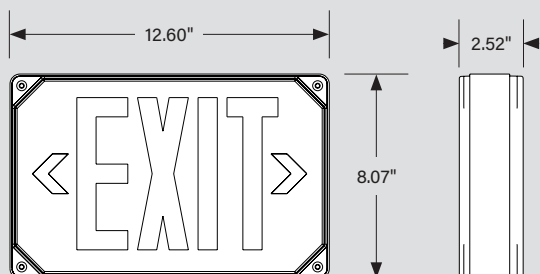
- Red LED and Diffuser Color
- Includes Single or Double Facing Configurations
- Surface Mount - Back, Side, or Top
- Integrated Backup Battery - NiMH 500mAh
- 90 Minutes of Emergency Power
- Integrated Test Switch & Charge Indicator
- UL Certified for Wet Locations
- Thermoplastic Housing - UL 94 5VA Flame Rating
- Ambient Operating Temperature: 0°C/32°F to 40°C/104°F
- Universal J-Box Mounting Pattern

PERFORMANCE SPECIFICATIONS

Catalog Number	Input Voltage	Input Power	Letter Color	Housing Color	Mounting	Battery Type	Battery Capacity	Recharge Time	Remote Capable
KT-EX-TP2-WH3RL-SD	120/277V	3W	Red	White	Surface: Top, Side, and Back Mount	Nickel-Metal Hydride	500mAh	24 Hours	No

* See Ordering Information and Catalog Number Breakdown for more details.

PHYSICAL SPECIFICATIONS



Weight

Fixture Weight	Carton Weight
4.6 lbs	31.9 lbs

KT-EX-TP2-WH3RL-SD EXIT SIGN

FIELD-ADJUSTABLE FEATURES: CHEVRONS, FACINGS & MOUNTING ORIENTATION

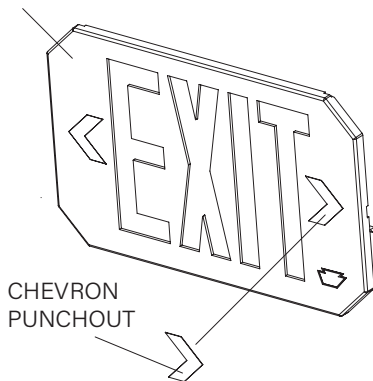
This fixture is equipped with field-adjustable removable chevrons, single (front only) or double (front and back) faceplates, and three mounting options (top, side or back).

Note: Ensure power is off to the fixture and rechargeable battery is disconnected before making any adjustments.

Use of Chevrons

Remove punchout chevron(s) on faceplate, as needed. The diffuser would need to be removed to allow chevron removal. Re-secure diffuser after chevron removal.

FACEPLATE



Single or Double-Sided Faceplates

This fixture ships with two "EXIT" sign faceplates and one back/solid faceplate to allow for either single- or double-sided Exit Sign. Single-sided Exit Sign will use one "EXIT" faceplate and the back/solid faceplate, while double-sided Exit Sign will use two "EXIT" faceplates. All three faceplates are included.

KT-EX-TP2-WH3RL-SD

EXIT SIGN

MOUNTING OPTIONS

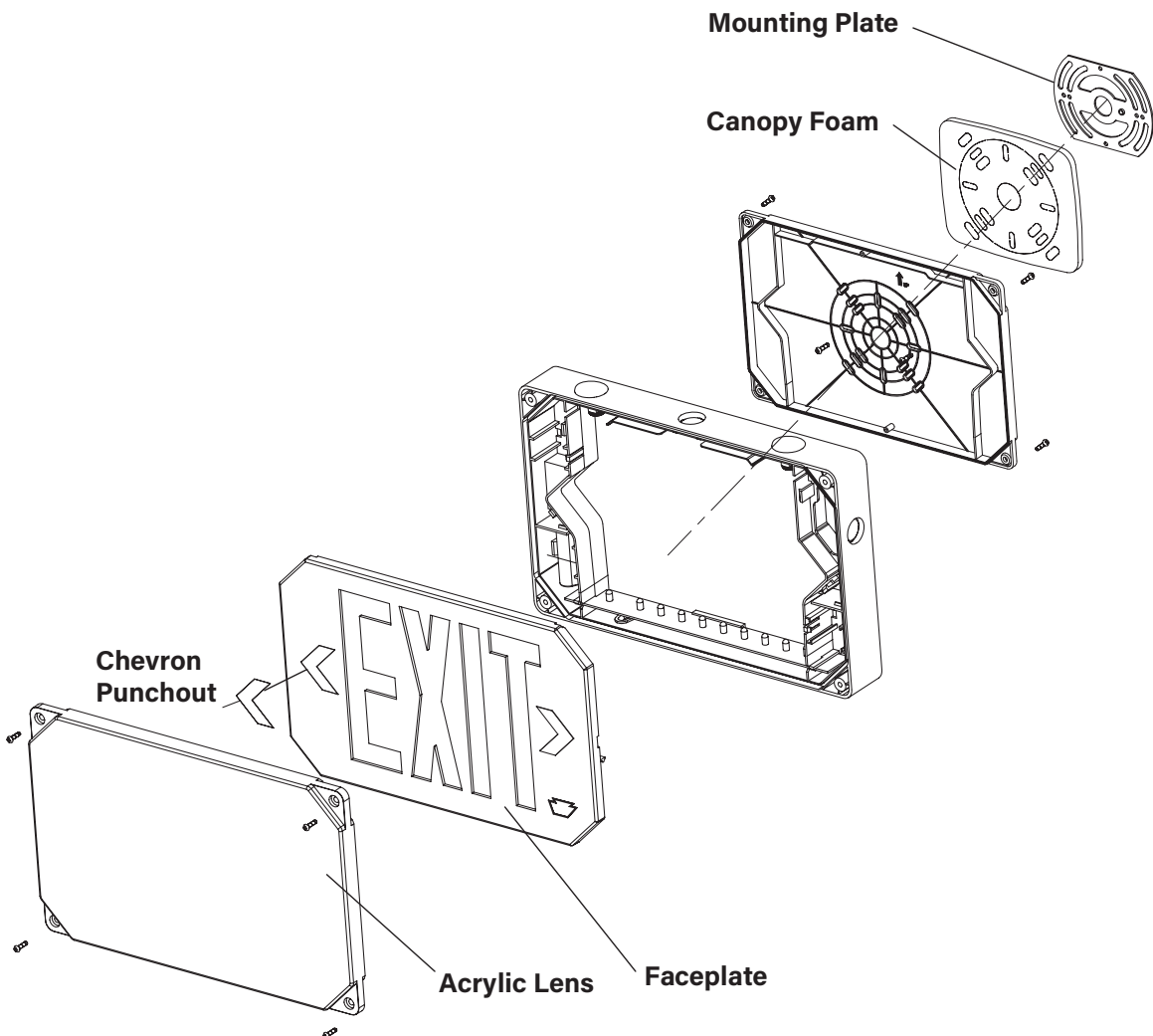
BACK MOUNT



TOP MOUNT



SIDE MOUNT





SMART//SAFE®

KT-EX-TP2-WH3RL-SD

EXIT SIGN

ORDERING INFORMATION

Catalog Number	Finish	UPC	Easy Code
KT-EX-TP2-WH3RL-SD	White	843654165028	MRB-38

CATALOG NUMBER BREAKDOWN

KT-EX-TP2-WH3RL-SD

1 2 3 4 5 6 7 8 9

1 Keystone Technologies

2 Exit Sign

3 Thermo Plastic

4 Form Factor 2

5 Housing Color

6 Facings

7 Lettering Color

8 Mounting

9 Input Voltage

5 Housing Color

WH

White

6 Facings

3

Single and Double

7 Lettering Color

RL

Red Lettering

8 Mounting

S

Surface Mount

9 Input Voltage

D

120/277V