




# XFIT



## KT-CBLED35PS-22B-8CSA-VDIM

### LED CENTER BASKET FIXTURE

#### DESCRIPTION

2' x 2' LED Center Basket Fixture | 120 - 277V Input | Frosted Lens | 0 -10V Dimming

#### APPLICATION

Used for commercial and industrial high bay lighting applications



**10 YEAR**  
LIMITED WARRANTY



#### PRODUCT FEATURES

- Features Keystone Color Select technology. Adjust CCT between 3500/4000/5000K
- Features Keystone Power Select technology. Adjust power between 35W, 30W, and 24W
- Powered by Keystone 0 -10V dimming LED drivers with 12V Aux
- Architectural grade center basket volumetric design
- Ambient operating temperature: -20°C/-4°F to 50°C/122°F
- Compatible with Keystone SmartSafe emergency backups
- Available with Keystone's Smart Loop Bluetooth™ mesh wireless system, with features such as high-end trim, grouping, occupancy/vacancy sensing, and scheduling.
- Low optical flicker
- THD: < 20%
- Power factor > 0.95
- IC Rated
- LED chip lifetime: L70 >100,000 hours @ 25°C/77°F ambient fixture temperature


#### PRODUCT SPECIFICATIONS

Catalog Number	Input Voltage	Wattage	CCT	Lumen Output	Efficacy	CRI	Power Factor	Lifetime
KT-CBLED35PS-22B-8CSA-VDIM	120-277V	35W	3500K	4,480	128 lm/W	> 80	> 0.90	50,000 hrs
			4000K	4,515	129 lm/W			
			5000K	4,550	130 lm/W			
		30W	3500K	3,930	131 lm/W			
			4000K	3,960	132 lm/W			
			5000K	3,990	133 lm/W			
		24W	3500K	3,216	134 lm/W			
			4000K	3,240	135 lm/W			
			5000K	3,264	136 lm/W			

#### ONE CATALOG NUMBER WITH 9 DIFFERENT OPTIONS

\* Preset to highest lumen output (35W / 5000K)

\* Color Uniformity: CCT (Correlated Color Temperature) range as per guidelines outlined in ANSI C78.377-2017

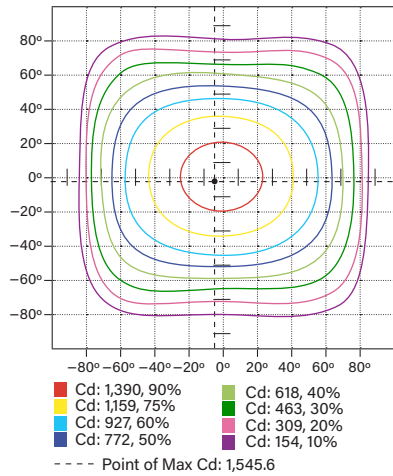


# KT-CBLED35PS-22B-8CSA-VDIM

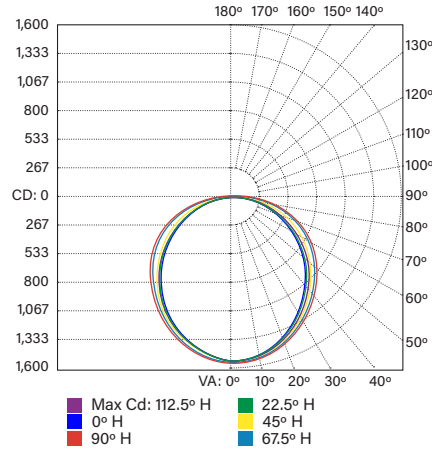
## LED CENTER BASKET FIXTURE

### PHOTOMETRIC SPECIFICATIONS

#### ISOCANDELA PLOT



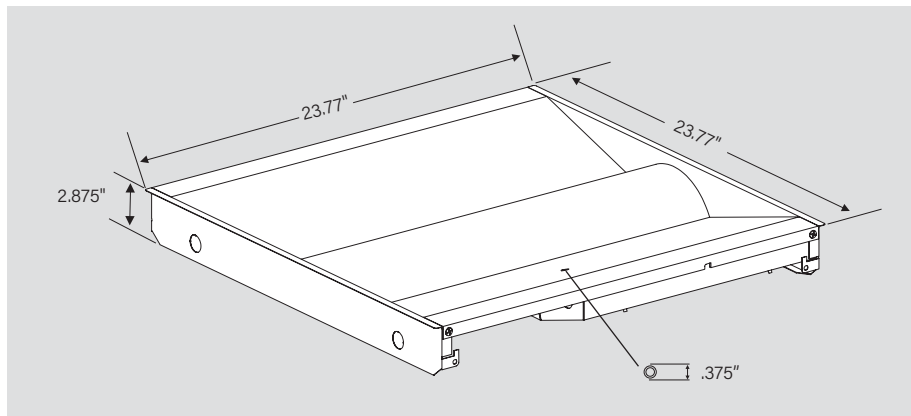
#### POLAR CANDELA DISTRIBUTION



#### ZONAL LUMEN SUMMARY

Zone	Lumens	% Luminaire
0-60	3486.3	74.80%
60-90	1160.2	24.90%
0-90	4659.2	100%

### PHYSICAL SPECIFICATIONS

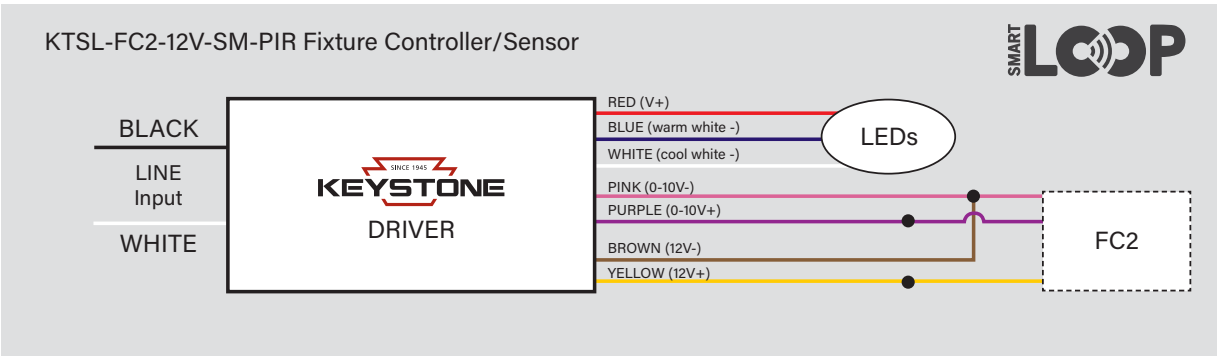
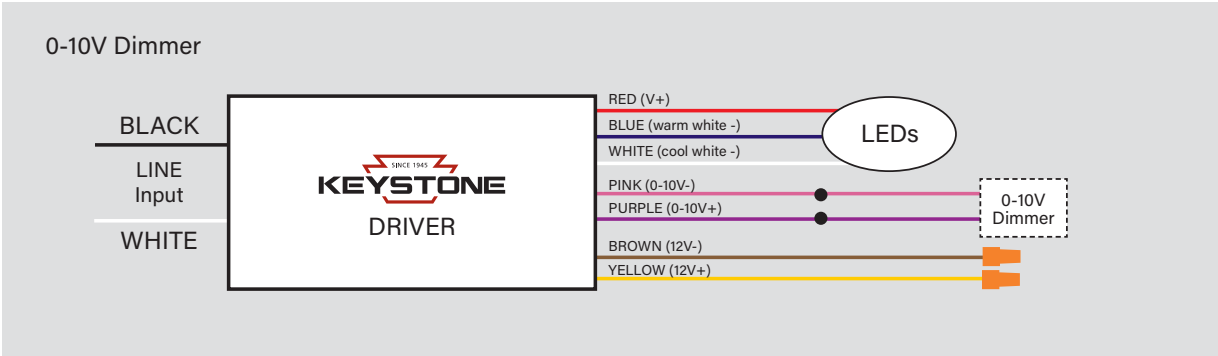




# KT-CBLEDD35PS-22B-8CSA-VDIM

## LED CENTER BASKET FIXTURE

### WIRING DIAGRAMS



### ACCESSORIES

#### SENSORS

**Factory-Installable OR Field-Installable** (field-installable purchased separately)

✓	SUFFIX*	CATALOG NUMBER	DESCRIPTION	UPC	EASY CODE
	/FC2	KTSL-FC2-12V-SM-PIR	"Bluetooth mesh wireless low voltage individual fixture controller for SmartLoop system with integrated daylight and PIR motion sensors."	843654135236	TCM-01

Keystone SmartLoop is a DLC qualified network lighting control solution, offering advanced functions such as complete wireless control, zoning, high-end trim, occupancy/vacancy sensing, scene setting, and scheduling. To learn more about smartloop, please visit <http://www.keystonetech.com/smartloop>



\* FOR FACTORY INSTALLATION OF ACCESSORY, ADD SUFFIX TO FIXTURE PART NUMBER (SEE ORDERING EXAMPLES AND INSTRUCTIONS ON LAST PAGE OF SPEC SHEET).

(Accessories continued on next page)



# KT-CBLED35PS-22B-8CSA-VDIM

## LED CENTER BASKET FIXTURE

**ACCESSORIES** (continued)

**Field-Installable / Field-Use ONLY** (purchased separately)

CATALOG NUMBER	DESCRIPTION	UPC	EASY CODE
KTSL-TK1-USB	Bluetooth mesh wireless battery backup time keeper, for relaying time to system components after a power loss.	843654129280	OHS-86



**CORD SETS**

**Factory-Installable OR Field-Installable** (field-installable purchased separately)

✓	SUFFIX*	CATALOG NUMBER	DESCRIPTION	UPC	EASY CODE
	/MC13	KT-MC-NP-1-18/3	Metal clad cable for fixtures, No Plug, 1ft long, 18/3 wire (L,N,G)	843654139777	AYT-71
	/MC63	KT-MC-NP-6-18/3	Metal clad cable for fixtures. No Plug. 6ft long. 18/3 wire (L,N,G)	843654134505	EYP-82
	/MC65	KT-MC-NP-6-18/5	Metal clad cable for fixtures. No Plug. 6ft long. 18/5 wire (L,N,G, LV)	843654134512	CBU-56
	/MC66	KT-MC-NP-6-18/6	Metal clad cable for fixtures. No Plug. 6ft long. 18/6 wire (L,S,N,G, LV)	843654164229	KFF-99
	/515P6	KT-CS-515P-6-18/3*	Cord set for high bay; 125V NEMA 5-15P; straight blade plug; 6' SJTOW cable; 18/3 wire	843654140124	UKH-26

\* For factory installation of accessory, add suffix to fixture part number (see ordering examples and instructions on last page of spec sheet).  
**NOTE:** For cord sets not listed here, please contact your Keystone sales rep.

\* For sample units only. Not for permanent install.

(Accessories continued on next page)



# KT-CBLED35PS-22B-8CSA-VDIM

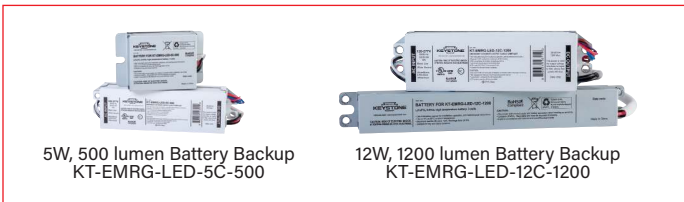
## LED CENTER BASKET FIXTURE

**ACCESSORIES** (continued)

**EMERGENCY BACKUP**

**Factory-Installable OR Field-Installable** (field-installable purchased separately)

✓	SUFFIX*	CATALOG NUMBER	DESCRIPTION	UPC	EASY CODE
	/EM5†	KT-EMRG-LED-5C-500	5W, 500 lumen Smart Safe emergency backup, CEC T20 Compliant	843654103099	JTR-48
	/EM12†	KT-EMRG-LED-12C-1200	12W, 1200 lumen Smart Safe emergency backup, CEC T20 Compliant	843654103112	OJQ-32



\* FOR FACTORY INSTALLATION OF ACCESSORY, ADD SUFFIX TO FIXTURE PART NUMBER (SEE ORDERING EXAMPLES AND INSTRUCTIONS ON LAST PAGE OF SPEC SHEET).  
 † FACTORY INSTALLATION OF EMERGENCY BACKUP UNITS WILL AUTOMATICALLY INCLUDE ANY RELEVANT MOUNTING BRACKET.

**MOUNTS AND BRACKETS**

**Field-Installable / Field-Use ONLY** (purchased separately)

CATALOG NUMBER	DESCRIPTION	UPC	EASY CODE
KT-CBLED-SM-22-KIT	Surface Mount Kit for 2x2 LED Center Basket Troffers	843654127590	WVD-92
KT-CBLED-RMF-22-KIT	Recessed Mount Flange Kit for 2x2 Center Basket Fixtures	843654132969	IGR-64





# KT-CBLED35PS-22B-8CSA-VDIM

## LED CENTER BASKET FIXTURE

### ORDERING INFORMATION

Catalog Number	Pack Quantity	Easy Code	UPC	DLC PRODUCT ID
KT-CBLED35PS-22B-8CSA-VDIM	TBD	SXT-05	843654134789	P86VQKZE

### CATALOG NUMBER BREAKDOWN


# KT-CBLED35PS-22B-8CSA-VDIM

- |                                    |          |          |          |          |          |          |          |                                   |                         |
|------------------------------------|----------|----------|----------|----------|----------|----------|----------|-----------------------------------|-------------------------|
| <b>1</b>                           | <b>2</b> | <b>3</b> | <b>4</b> | <b>5</b> | <b>6</b> | <b>7</b> | <b>8</b> | <b>9</b>                          | <b>10</b>               |
| <b>1</b> Keystone Technologies     |          |          |          |          |          |          |          | <b>9</b> Color Select Designation |                         |
| <b>2</b> LED Center Basket Fixture |          |          |          |          |          |          |          |                                   | <b>10</b> 0-10V Dimming |
| <b>3</b> Wattage                   |          |          |          |          |          |          |          |                                   | A                       |
| <b>4</b> Power Select              |          |          |          |          |          |          |          |                                   | 3500K, 4000K, 5000K     |
| <b>5</b> 2X2' Nominal Length       |          |          |          |          |          |          |          |                                   |                         |
| <b>6</b> Form Factor               |          |          |          |          |          |          |          |                                   |                         |
| <b>7</b> 800 Series                |          |          |          |          |          |          |          |                                   |                         |
| <b>8</b> Color Select              |          |          |          |          |          |          |          |                                   |                         |

### ORDERING EXAMPLES

FIXTURE WITH MULTIPLE FACTORY-INSTALLED ACCESSORIES\*

**KT-CBLED35PS-22B-8CSA-VDIM /G2/FC2/MC63/EM5**




FIXTURE WITH TWO FACTORY-INSTALLED ACCESSORIES\*

**KT-CBLED35PS-22B-8CSA-VDIM /G2/FC2/EM5**




FIXTURE WITH SINGLE FACTORY-INSTALLED ACCESSORY

**KT-CBLED35PS-22B-8CSA-VDIM /G2/FC2**



FIXTURE WITH NO FACTORY-INSTALLED ACCESSORIES

**KT-CBLED35PS-22B-8CSA-VDIM /G2**



KEYSTONE FIXTURE	
CATALOG NUMBER	
KT-CBLED35PS-22B-8CSA-VDIM /G2	

SENSORS	
✓ SUFFIX	CATALOG NUMBER
✓ /FC2	KTSL-FC2-12V-SM-PIR

CORD SETS	
✓ SUFFIX	CATALOG NUMBER
✓ /MC63	KT-MC-NP-6-18/3

EMERGENCY BACKUP	
✓ SUFFIX	CATALOG NUMBER
✓ /EM5	KT-EMRG-LED-5C-500

\* WHEN ORDERING MORE THAN ONE FACTORY-INSTALLED ACCESSORY, USE MULTIPLE SUFFIXES AS SHOWN IN THE ORDERING EXAMPLES ABOVE.  
NOTE: ALL ACCESSORIES CAN ALSO BE ORDERED SEPARATELY FOR FIELD INSTALLATION USING JUST THEIR REGULAR CATALOG NUMBER, UPC, OR EASY CODE.