




LINEAR MODULES

KTLM-22L-560-24-8XX /G2 HIGH-EFFICACY LINEAR MODULES

DESCRIPTION



MODULE TYPE: Linear
MAX MODULE POWER: 13.2W
MAX DRIVE CURRENT: 560mA
COLOR RENDERING INDEX (CRI): >80
RECOMMENDED WIRING: Parallel Connection
WARRANTY: 5 Years



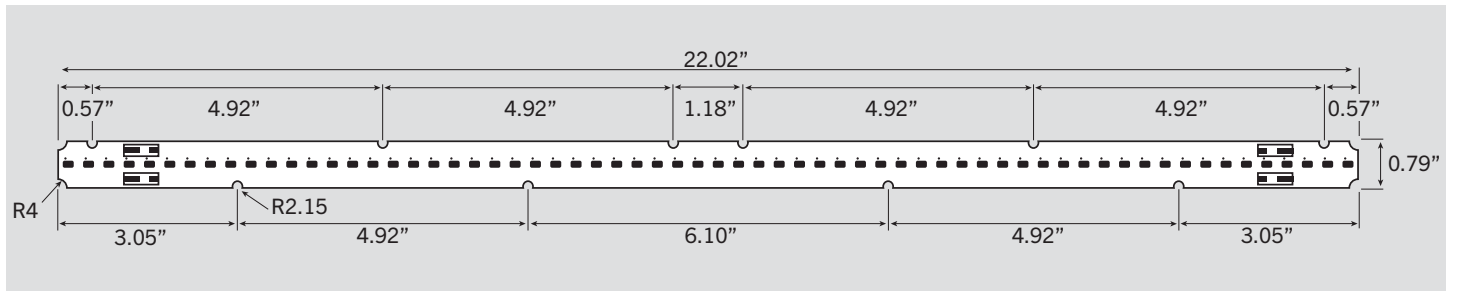
PRODUCT FEATURES

- Slim Low Profile Led Modules for Linear Lighting Applications
- For Use in Class 2 Lighting Systems
- Highly Reflective White Soldermask
- (2 sets) Low Profile Connectors per Module
- UL Recognized Components
- Aluminum substrate
- 3-Step MacAdam Color Binning
- 80 CRI modules have a nominal 1100 lumens/foot
- Reported L70 >= 54,000 hours @ < 85°C/185°F
- Calculated L70 >= 100,000 hours @ < 85°C/185°F
- Maximum Board Temperature at Tc Point: 85°C/185°F

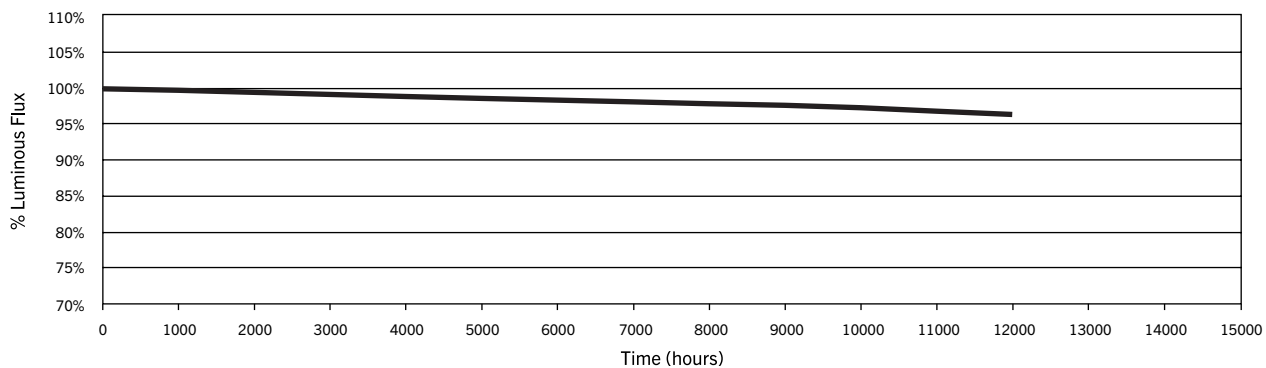
PERFORMANCE SPECIFICATIONS

Circuit Layout	
No. of LED's in Series	No. of LED's in Parallel
8	8

PRODUCT SPECIFICATIONS



AVERAGE LUMEN MAINTENANCE VS. TIME





LINEAR MODULES

KTLM-22L-560-24-8XX /G2 HIGH-EFFICACY LINEAR MODULES

PERFORMANCE SPECIFICATIONS

Drive Current (mA)	Volts	Watts	3000K		3500K		4000K		5000K	
			Flux	Efficacy	Flux	Efficacy	Flux	Efficacy	Flux	Efficacy
560	23.06	12.91	2127	165	2175	168	2242	174	2298	178
550	23.02	12.66	2093	165	2140	169	2206	174	2261	179
540	22.99	12.41	2059	166	2105	170	2172	175	2224	179
530	22.96	12.17	2025	166	2070	170	2136	176	2187	180
520	22.93	11.92	1992	167	2034	171	2100	176	2151	180
510	22.89	11.67	1956	168	1999	171	2065	177	2111	181
500	22.86	11.43	1922	168	1964	172	2027	177	2074	181
490	22.83	11.19	1887	169	1929	172	1990	178	2037	182
480	22.79	10.94	1852	169	1893	173	1955	179	2000	183
470	22.76	10.70	1817	170	1856	174	1918	179	1962	183
460	22.73	10.46	1783	171	1820	174	1881	180	1923	184
450	22.69	10.21	1748	171	1783	175	1844	181	1885	185
440	22.66	9.97	1711	172	1749	175	1806	181	1846	185
430	22.62	9.73	1676	172	1712	176	1767	182	1808	186
420	22.59	9.49	1642	173	1675	177	1730	182	1769	186
410	22.56	9.25	1605	173	1639	177	1693	183	1731	187
400	22.52	9.01	1570	174	1602	178	1655	184	1692	188
390	22.49	8.77	1534	175	1565	178	1617	184	1652	188
380	22.45	8.53	1496	175	1528	179	1578	185	1613	189
370	22.41	8.29	1460	176	1490	180	1540	186	1573	190
360	22.38	8.06	1423	177	1453	180	1501	186	1535	190
350	22.34	7.82	1386	177	1415	181	1463	187	1494	191
340	22.31	7.59	1350	178	1376	181	1423	188	1456	192
330	22.27	7.35	1312	179	1339	182	1383	188	1415	193
320	22.23	7.11	1275	179	1301	183	1344	189	1374	193
310	22.19	6.88	1238	180	1263	184	1305	190	1335	194
300	22.16	6.65	1201	181	1224	184	1265	190	1295	195
290	22.12	6.41	1161	181	1186	185	1226	191	1255	196
280	22.08	6.18	1125	182	1147	186	1187	192	1203	195
270	22.04	5.95	1087	183	1108	186	1146	193	1162	195
260	22	5.72	1049	183	1069	187	1106	193	1122	196
250	21.96	5.49	1010	184	1030	188	1066	194	1081	197

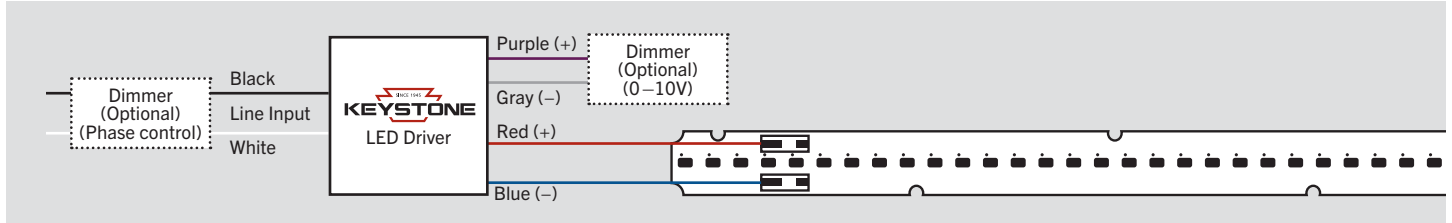
*Nominal Values Shown. Actual values may vary based on tolerance and ambient temperature.



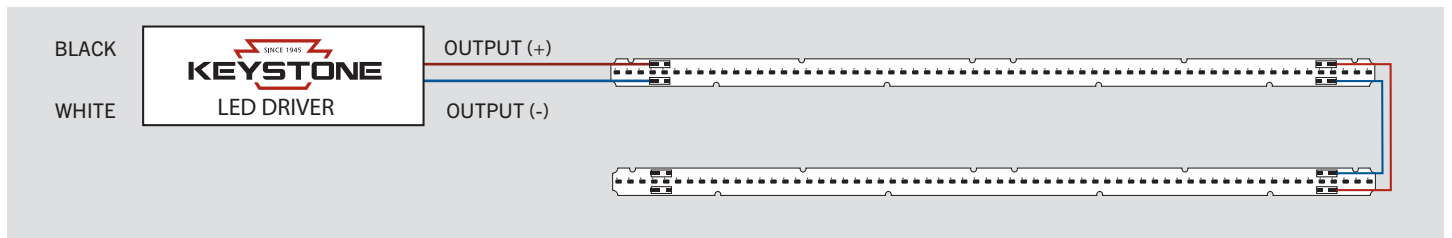
LINEAR MODULES

KTLM-22L-560-24-8XX /G2 HIGH-EFFICACY LINEAR MODULES

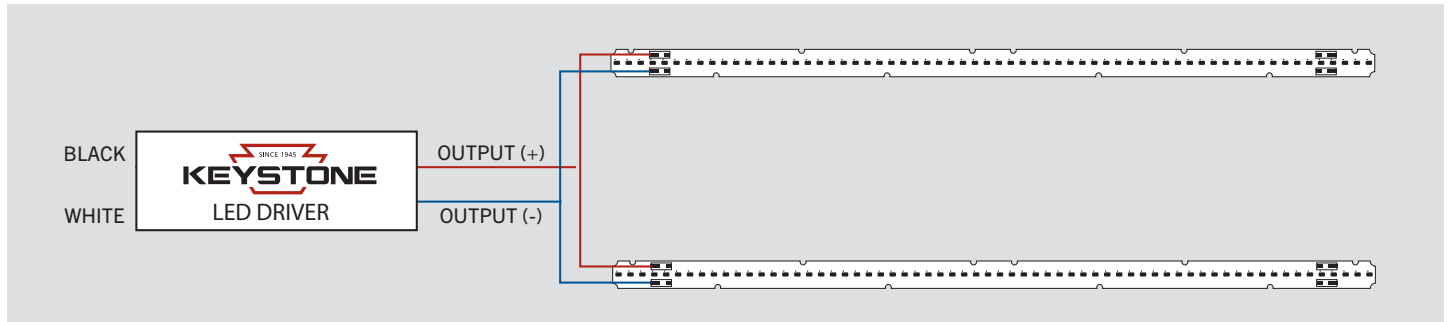
WIRING DIAGRAM (SINGLE MODULE)



WIRING DIAGRAM (PARALLEL OPTION 1)



WIRING DIAGRAM (PARALLEL OPTION 2)



* Not to exceed a total of 8' total length for end-to-end parallel connections and not to exceed 2A input into any one connector.
 * Wiring Above assumes parallel wiring, please contact Keystone for assistance if other wiring configurations are required

ORDERING INFORMATION

Order Code	Pack Quantity	Easy Code	UPC
KTLM-22L-560-24-830 /G2	1	843654150420	STJ-65
KTLM-22L-560-24-835 /G2	1	843654150437	ZOY-19
KTLM-22L-560-24-840 /G2	1	843654150444	RMA-75
KTLM-22L-560-24-850 /G2	1	843654150451	EPR-73

CATALOG NUMBER BREAKDOWN

KTLM-22L-560-24-8XX /G2

1 **2** **3** **4** **5** **6** **7**

- 1** Keystone Technologies LED Module **5** 80 CRI
- 2** Nominal Length **6** Color Temperature
- 3** Max. Drive Current **7** 2nd Generation
- 4** Nominal Forward Voltage