



EXTERNAL DRIVE LED

TYPE C LED TUBES

KT-LED22T5HO-48G-8XX-E / G2

T5HO LED LAMP

DESCRIPTION

22W T5 LED Tube | Type C | 3500K-5000K | > 82 CRI | 0-10V Dimming



RoHS Compliant



10 YEAR LIMITED WARRANTY

LAMP TYPE: Linear
BULB TYPE: T5 LED
BASE TYPE: G5
DIMMING TYPE: 0-10V
WATTAGE: 22W
LAMP INPUT VOLTAGE: 36-45Vdc
COLOR TEMPERATURE: 3500K-5000K
COLOR RENDERING INDEX (CRI): > 82



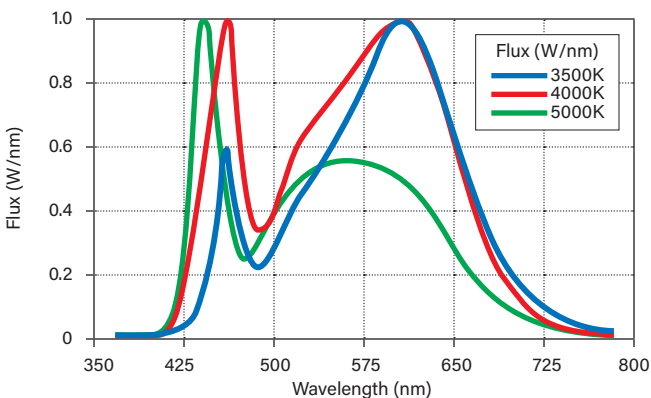
PRODUCT FEATURES

- UL Type C LED tubes, powered by Keystone Type C LED drivers
- UL Classified Std. 1598C
- Glass construction with metal end caps
- Operating temperature: -20°C/-4°F to 45°C/113°F
- THD <15% at full driver load
- PF > 0.90 at full driver load
- 0-10V dimmable
- 70,000+ hours lifetime
- Keystone tube and driver pairing wires either single-ended or double-ended. See wiring diagrams for details and common ballast retrofit scenarios
- Low optical flicker

LAMP SPECIFICATIONS

Catalog Number	Color Temp.	Driver: KTLD-2LT5HO-UV-22C-VDIM /G2						Driver: KTLD-4LT5HO-UV-22C-VDIM /G2						
		1 Lamp			2 Lamps			3 Lamps			4 Lamps			
		Nominal Input Power	Nominal Lumens	Nominal Efficacy	Nominal Input Power	Nominal Lumens	Nominal Efficacy	Nominal Input Power	Nominal Lumens	Nominal Efficacy	Nominal Input Power	Nominal Lumens	Nominal Efficacy	Power Factor
KT-LED22T5HO-48G-835-E /G2	3500K	25W	3200 lm	128 lm/W	50W	6400 lm	128 lm/W	75W	9600 lm	128 lm/W	100W	12800 lm	128 lm/W	> 0.9
KT-LED22T5HO-48G-840-E /G2	4000K	25W	3300 lm	132 lm/W	50W	6600 lm	132 lm/W	75W	9900 lm	132 lm/W	100W	13200 lm	132 lm/W	> 0.9
KT-LED22T5HO-48G-850-E /G2	5000K	25W	3400 lm	136 lm/W	50W	6800 lm	136 lm/W	75W	10200 lm	136 lm/W	100W	13600 lm	136 lm/W	> 0.9

SPECTRAL DISTRIBUTION



RATED LIFE

L70 (Hours)	70,000
-------------	--------

BEAM ANGLE: 160°

VISIBLE LIGHT AREA: 325°


KT-LED22T5HO-48G-8XX-E / G2

T5HO LED LAMP

DRIVER SPECIFICATIONS

Catalog Number	Description	Dimensions
KTLD-2LT5HO-UV-22C-VDIM /G2	Driver for (2) 4' T5 Type C lamps; 120-277V input, 0-10V dimming; 520mA output current	1.10" x 1.33" x 9.50"
KTLD-4LT5HO-UV-22C-VDIM /G2	Driver for (4) 4' T5 Type C lamps; 120-277V input, 0-10V dimming; 520mA output current	1.30" x 1.80" x 9.60"

PHYSICAL CHARACTERISTICS

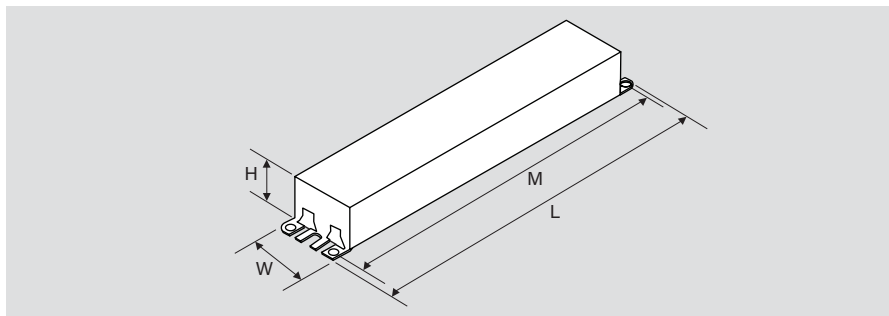


LAMP DIMENSIONS

A (Body Length)	47.24"
B (Illuminated Length)	45.50"
C (Diameter)	0.63"

NOMINAL LENGTH: 48"

BASE TYPE: G5



DRIVER DIMENSIONS

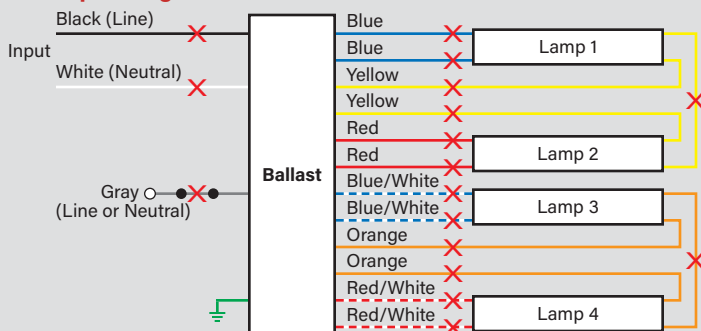
KTLD-2LT5HO-UV-22C-VDIM /G2		KTLD-4LT5HO-UV-22C-VDIM /G2	
L (Length)	9.50"	L (Length)	9.60"
W (Width)	1.33"	W (Width)	1.80"
H (Height)	1.10"	H (Height)	1.30"
M (Mounting)	8.90"	M (Mounting)	8.90"

WIRING INSTRUCTIONS

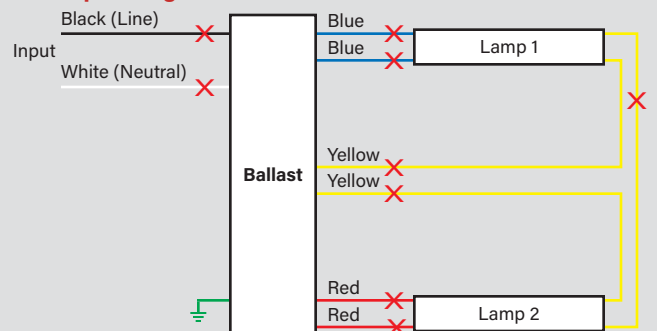
1. Shut off power.
2. Remove existing fluorescent tube(s) and diffuser (if applicable).
3. Open ballast compartment cover, cut all wires (as shown below), and remove existing ballast. Disconnect starter (if applicable).

TYPICAL BALLAST CONFIGURATIONS

4-Lamp Wiring



2-Lamp Wiring



(continued on page 3)

KT-LED22T5HO-48G-8XX-E /G2

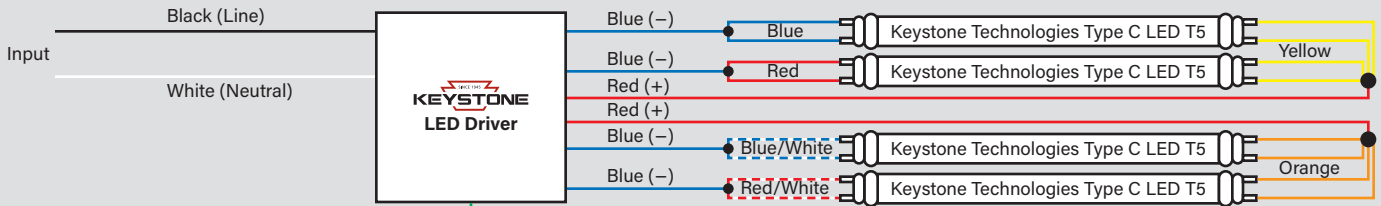
T5HO LED LAMP

WIRING INSTRUCTIONS *(continued)*

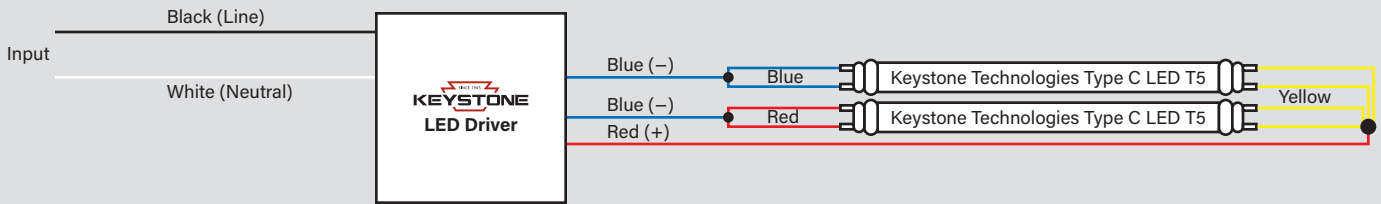
4. Check the mounting holes of ballast to see whether they are suitable to install LED driver. If not, drill new holes for mounting. Install LED driver to luminaire using screws.
5. Wire according to diagrams (as shown below). **Note: Do not leave any loose wires exposed.**

RETROFIT WIRING

4-Lamp Wiring Configuration




2-Lamp Wiring Configuration



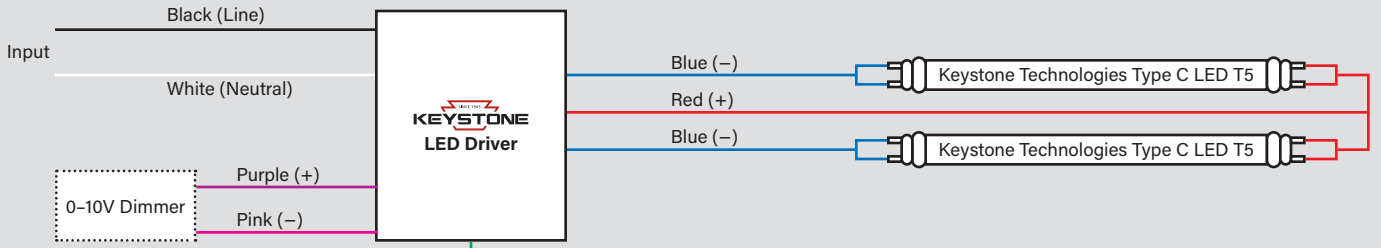
Note: Other manufacturers may use different colored wires.

NEW INSTALLATION: DOUBLE-ENDED WIRING

4-Lamp Wiring Configuration



2-Lamp Wiring Configuration



(continued on page 4)



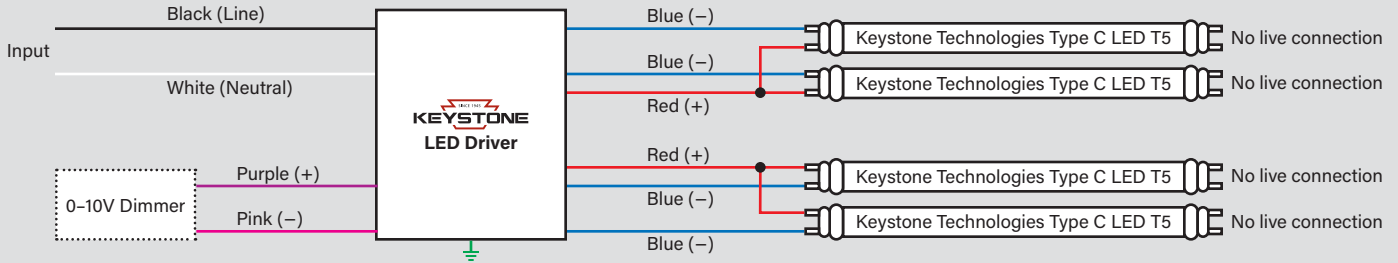
KT-LED22T5HO-48G-8XX-E /G2

T5HO LED LAMP

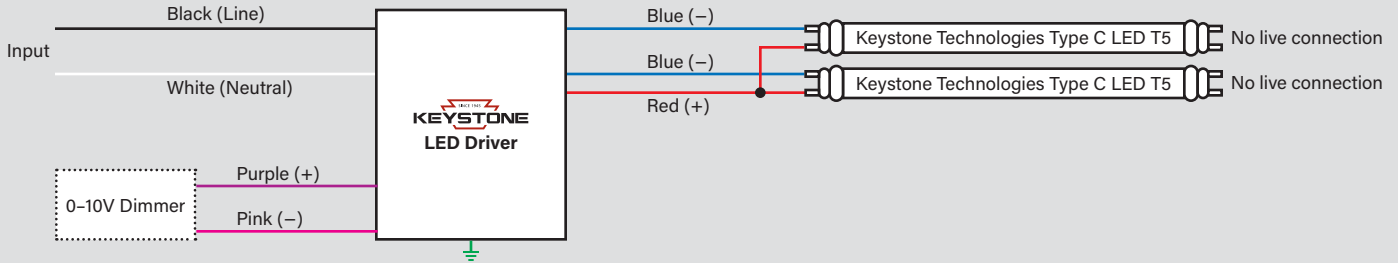
WIRING INSTRUCTIONS *(continued)*

NEW INSTALLATION: SINGLE-ENDED WIRING

4-Lamp Wiring Configuration



2-Lamp Wiring Configuration



Note: In accordance with NEC-20 410.69 2022, all 0-10V negative wires have been updated from gray to pink, Please contact Keystone for details.

6. Close compartment cover and make sure live parts are not accessible. Affix field-applied label in a visible section inside the luminaire.
7. Install the LED tubes and cover the diffuser (if applicable).
8. Turn on power and verify that the tubes are working correctly. **If not, immediately turn off power and contact Keystone Technologies.**

ORDERING INFORMATION

ORDER CODE	PACK QTY.	UPC	EASY CODE	DLC PRODUCT ID
KT-LED22T5HO-48G-835-E /G2	25	843654141275	HXU-18	P22OTXBR
				PISP2VEA
KT-LED22T5HO-48G-840-E /G2	25	843654141282	RAB-35	P5KC9QLB
				PEBCZMTY
KT-LED22T5HO-48G-850-E /G2	25	843654141299	YEQ-22	P96VCN6P
				PTM60GWR

CATALOG NUMBER BREAKDOWN

KT-LED22T5HO-48G-8XX-E /G2

- | | |
|----------------------------------|--------------------------------|
| 1 Keystone Technologies | 6 Glass Construction |
| 2 LED Lamp | 7 80 CRI |
| 3 Wattage | 8 Color Temperature |
| 4 Lamp Type | 9 External Drive Series |
| 5 Nominal Length (Inches) | 10 Generation 2 |