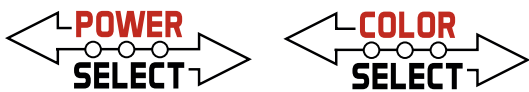




Gas Station Canopy

Reliable Light for the Long Haul.



The **Keystone Gas Station Canopy** is a rugged, large-format fixture designed for dependable performance in demanding environments. Ideal for fuel pump illumination needs—including entryways, pump islands, doorways, and walkways—it delivers bright, uniform light to enhance safety and visibility.

Combining durability, versatility, ease of installation, an integrated driver, and safety, Keystone’s Gas Station Canopy brings bold light to high-traffic sites that demand performance. **That’s Light Made Easy®.**



UL Certified in 2 Different UL Categories

With UL testing and approval, the fixture has been Certified in Canopy Luminaires and Light-emitting-diode Surface-mounted Luminaires.



Tested for Safety, Compliant with NEC

UL 1598 certified and fully compliant with the National Electrical Code, our Gas Station Canopy fixtures are designed for use above fueling areas, safely mounted outside the classified zone where ignitable vapors may accumulate. This ensures reliable operation, code compliance, and peace of mind without the added cost of hazardous-location fixtures.



Adjustable Settings

Simply remove cover to access Power and Color Select Switches

Wireless Capability

Compatible with Keystone screw-in SmartLoop sensors and controls

Simple Installation


Mount with threaded conduit and locking collar; add optional junction box kit when required or desired

Optional Accessories

Beauty plates are available in 21" and 26"

Die-Cast Aluminum Housing

Heavy-duty construction for outdoor durability; IP65 rated for protection against dust and water



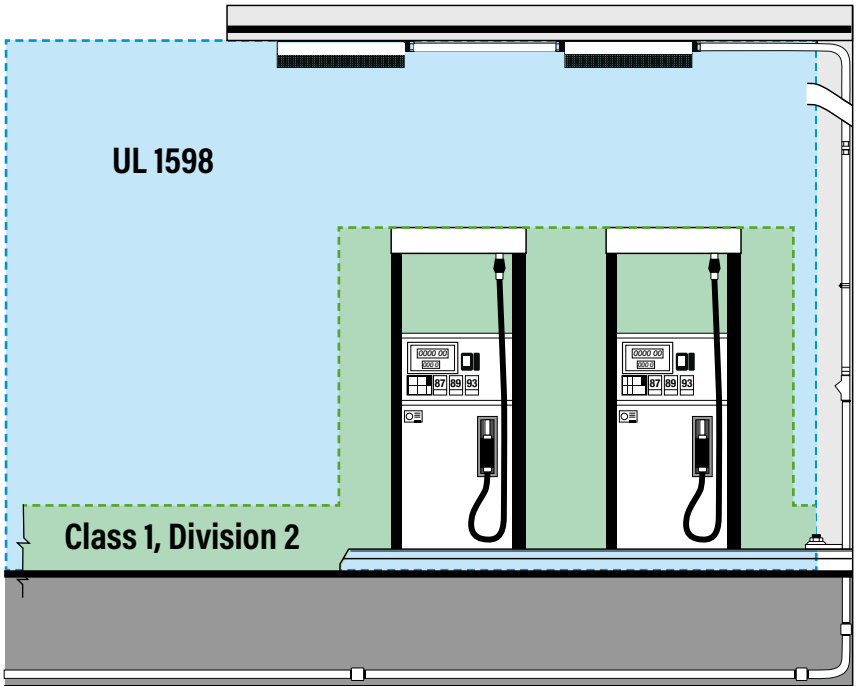
Low-Profile Design

Streamlined design provides a clean, modern look that blends seamlessly into canopy structures

Meeting the Standard for Safety

Per the National Electric Code, hazardous-rated fixtures are only required within 18 inches of the fuel pump itself.



Since threatening vapors are too heavy to go beyond this area, and canopy lights are mounted 16-20 feet overhead, non-Class 1 Division 2 fixtures such as the Keystone Gas Station Canopy offer safe operation.



Power and Color Select

| ITEM NUMBER | NOMINAL SIZE | SELECTABLE WATTAGE | SELECTABLE CCT | ROUNDED LUMENS | ROUNDED EFFICACY | INPUT VOLTAGE | CRI | DISTRIBUTION | HOUSING COLOR |
|------------------------------|--------------|--------------------|----------------|----------------|------------------|---------------|------|--------------|---------------|
| KT-CLED150PS-L3-8CSB-VDIM -W | 15" | 150W | 3000K | 21330 | 142 lm/W | 120-277V | > 80 | 110° | White |
| | | | 4000K | 22960 | 153 lm/W | | | | |
| | | | 5000K | 22330 | 149 lm/W | | | | |
| | | 125W | 3000K | 18460 | 148 lm/W | | | | |
| | | | 4000K | 19630 | 157 lm/W | | | | |
| | | | 5000K | 19200 | 154 lm/W | | | | |
| | | 100W | 3000K | 15530 | 155 lm/W | | | | |
| | | | 4000K | 16450 | 165 lm/W | | | | |
| | | | 5000K | 16360 | 164 lm/W | | | | |

Accessories (Sold Separately)

| CATALOG NUMBER | DESCRIPTION | HOUSING COLOR | |
|--------------------|-------------------------|---------------|---|
| KT-CLED-JBOX-KIT-W | Junction Box Kit | White |  |
| KT-CLED-BP-21-W | 21" Square Beauty Plate | White |  |
| KT-CLED-BP-26-W | 26" Square Beauty Plate | White | |

Your One-Stop Shop

With a complete portfolio of indoor and outdoor solutions, Keystone makes it easy to light every part of your site. We offer wall packs for exterior perimeters, LED tubes and panels for store interiors, specialty fixtures for merchandising areas, and practical solutions for back-of-house spaces. Go beyond the pump and turn to Keystone for all your lighting needs.



LEARN MORE



LIT-SS-GAS STATION CANOPY



LAMPS | FIXTURES | POWER SUPPLIES | CONTROLS

Keystone Technologies Philadelphia, PA 800.464.2680 kestonetech.com